



A new direction for arts,
culture and young london



Arts Award Data Analysis 2016-2017



Supported using public funding by

**ARTS COUNCIL
ENGLAND**



A.N.D

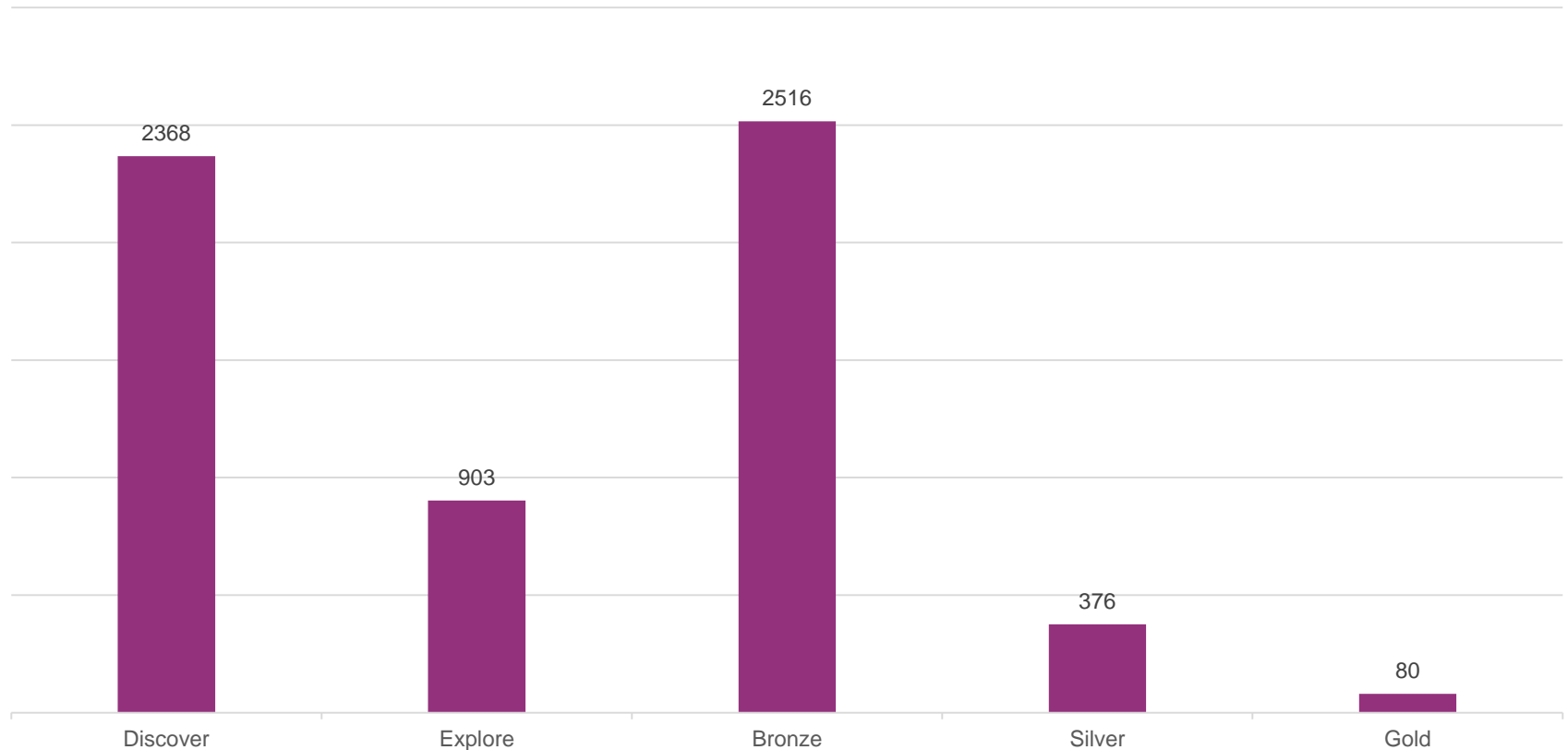
A new direction for arts,
culture and young london

April 2016 – March 2017

Overview

All moderations (6244 tot in 16/17)

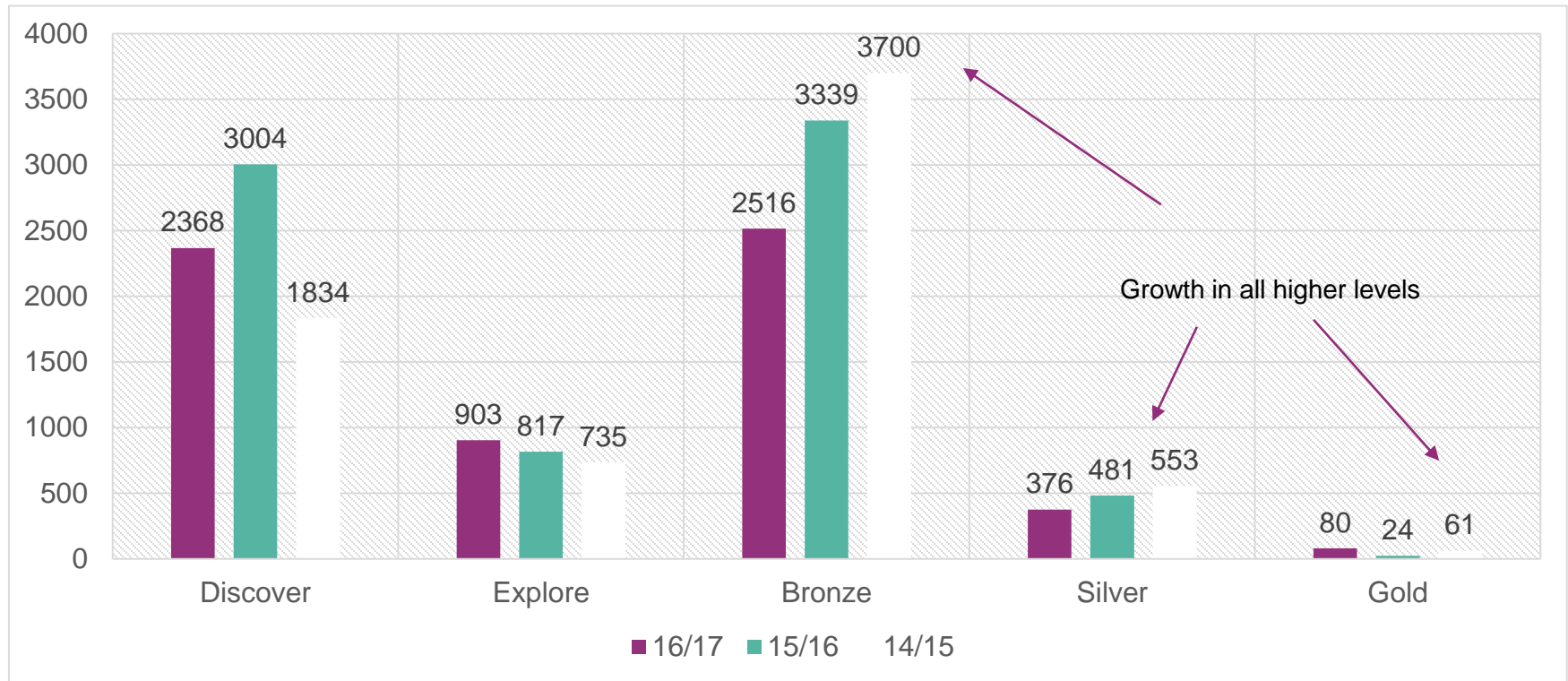
By level



All moderations (pass, below pass, other) between Apr-16-Mar-17 by level
Source: Trinity

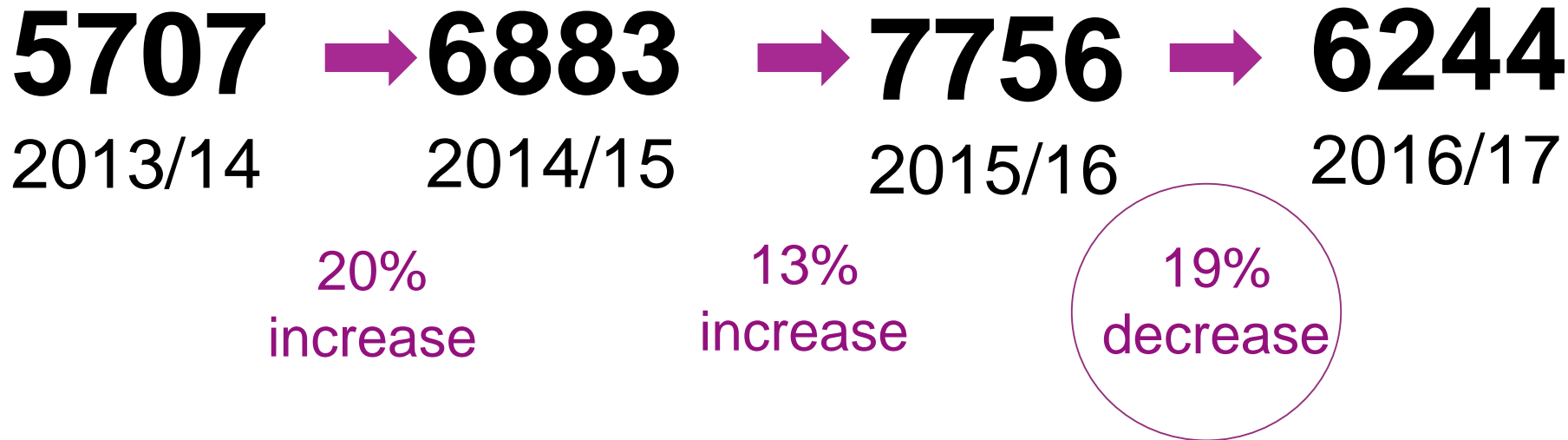
GROWTH: Moderations by level 14/15, 15/16, 16/17

By level



All moderations (pass, below pass, other) between Apr14-Mar15 , Apr15-Mar16, Apr16-Mar17 by level
Source: Trinity

All Moderations, 2013-2017



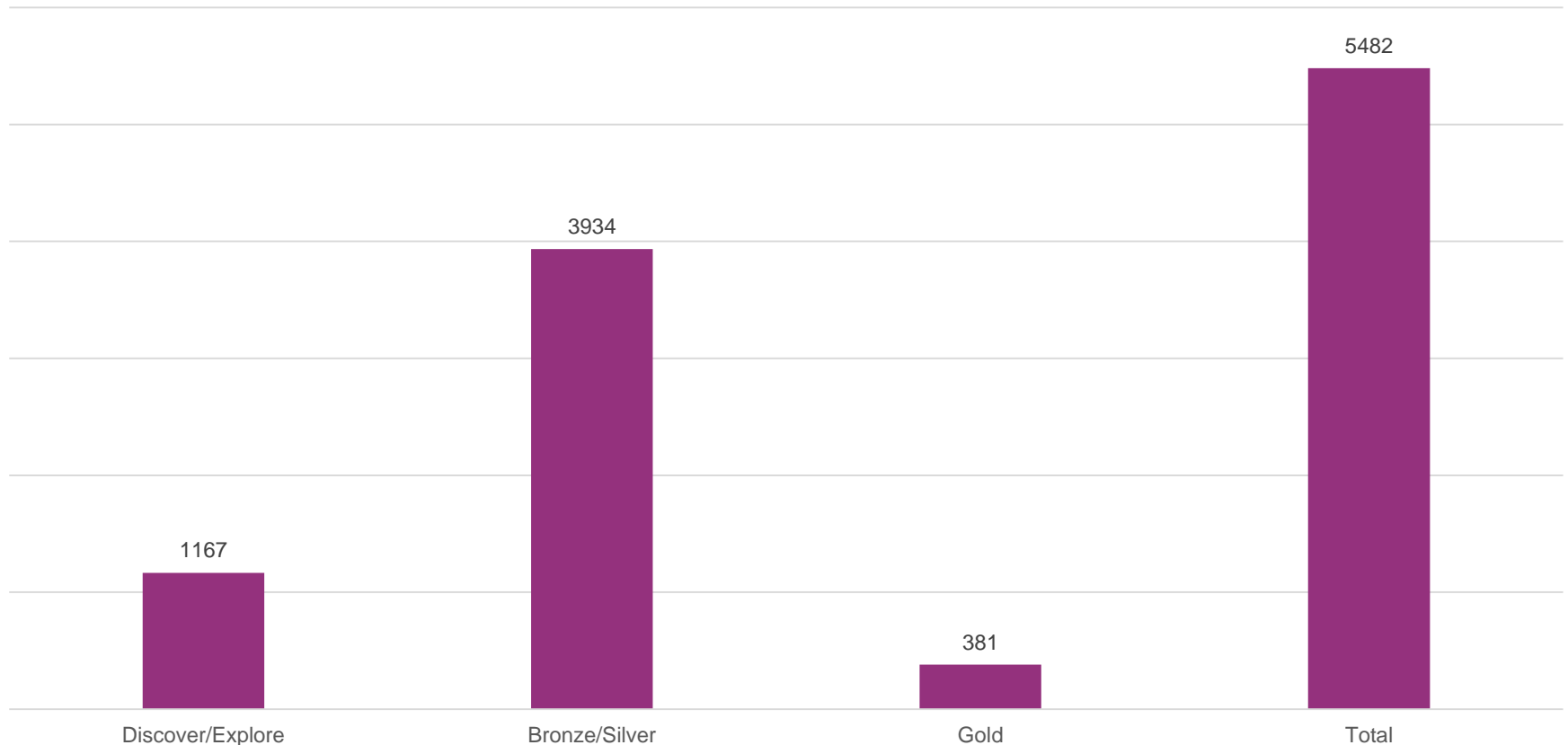
Year on year increase/ decrease of moderations from 2013-2017.
Source: Trinity

A.N.D

A new direction for arts,
culture and young london

Advisers

Total advisers trained in London



Total number of advisers that were ever trained in London; the figures include unsubscribed advisers, although all advisers were trained in London, some may be operating outside London

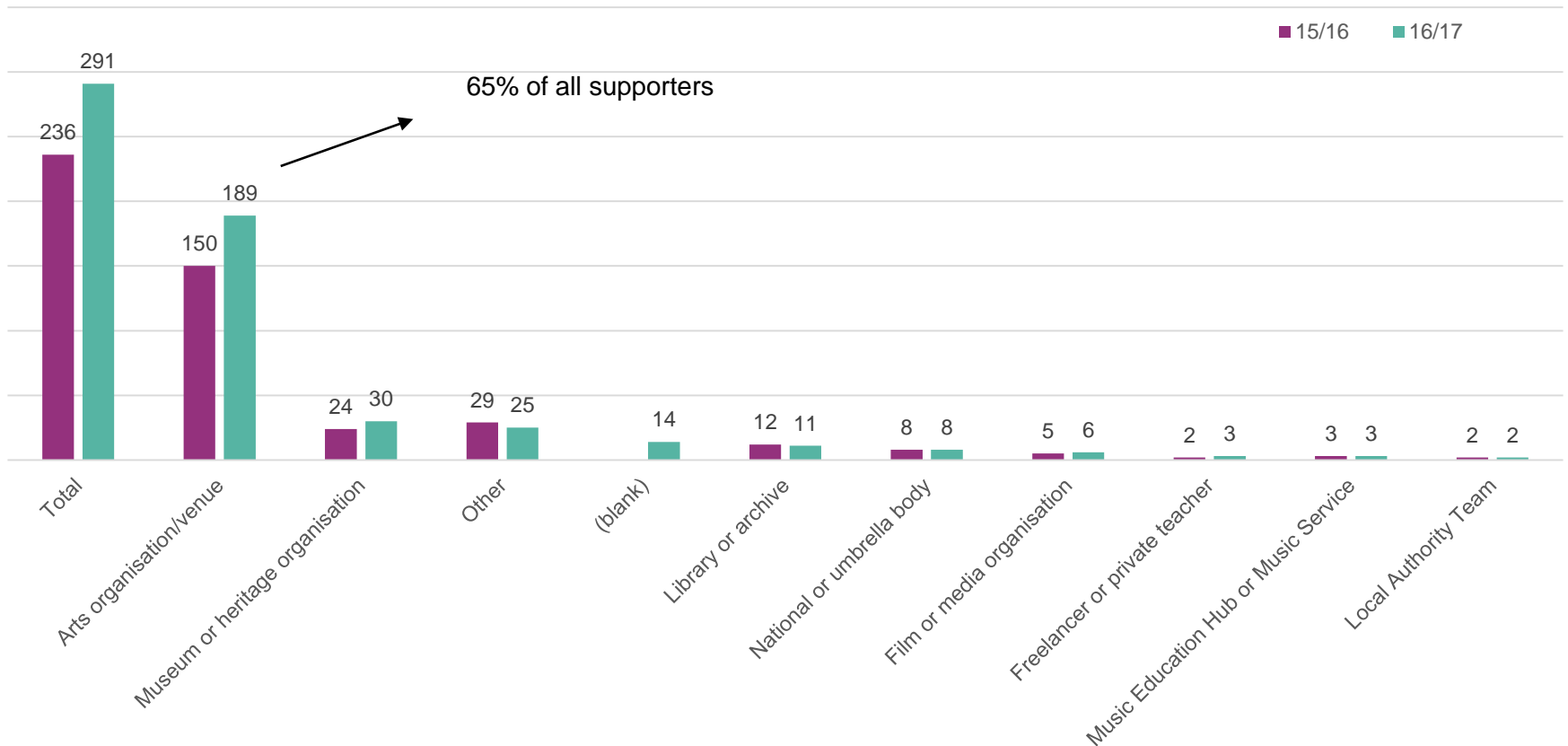
Source: Trinity

A.N.D

A new direction for arts,
culture and young london

Supporters

GROWTH: Arts Award Supporters By sector 15/16 vs 16/17

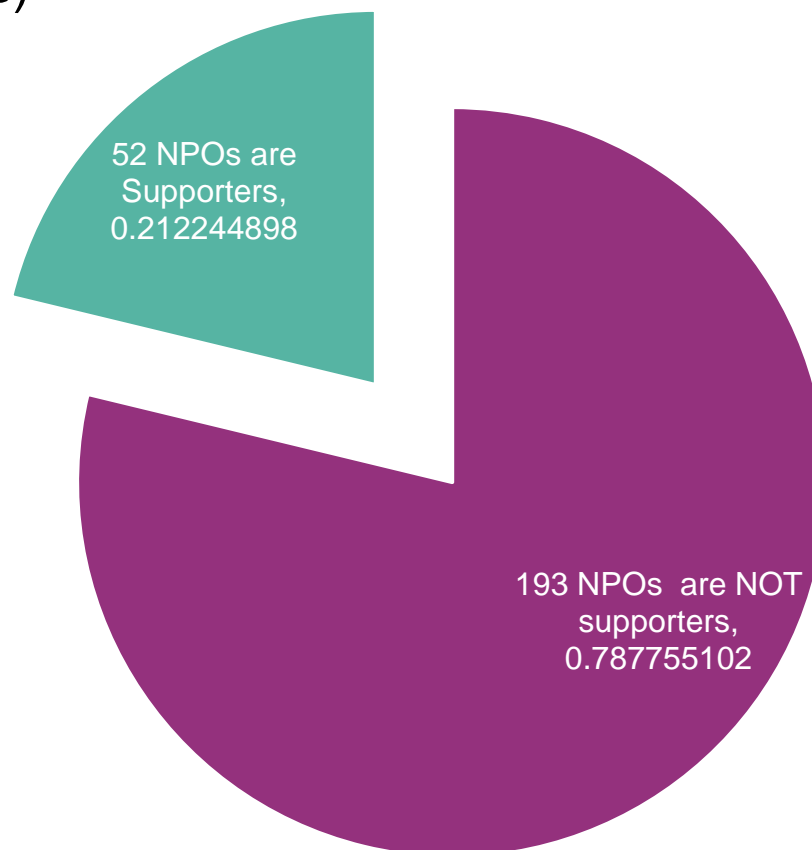


Number of Arts Award Supporters based in London by type of organisation up until Apr-17. It is possible for the number of centres to decrease if a centre closes - for example if the adviser related to a centre leaves that organisation.

Source: Trinity

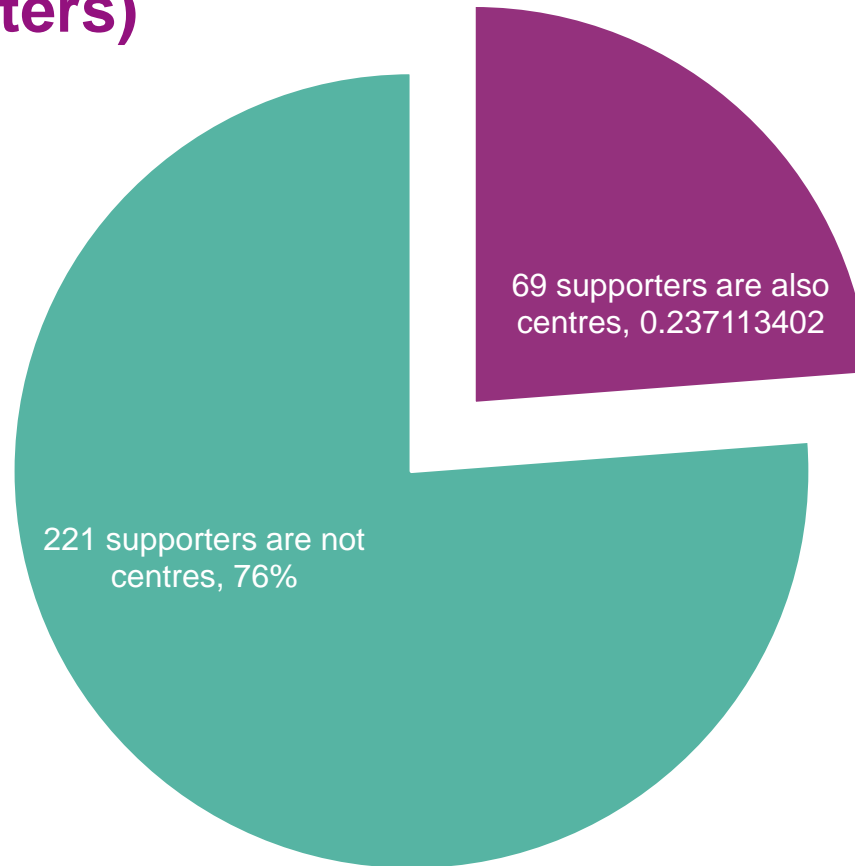
NPOs that are Arts Award supporters

(of 245 total NPOs)



Number of NPOs based in London and number of Arts Award Supporters based in London by type of organisation up until Apr-17
Source: Trinity

Supporters that are also centres (291 tot supporters)



Number of Arts Award Supporters that are or are not Arts Award Centres based in London by Apr17
Source: Trinity

A.N.D

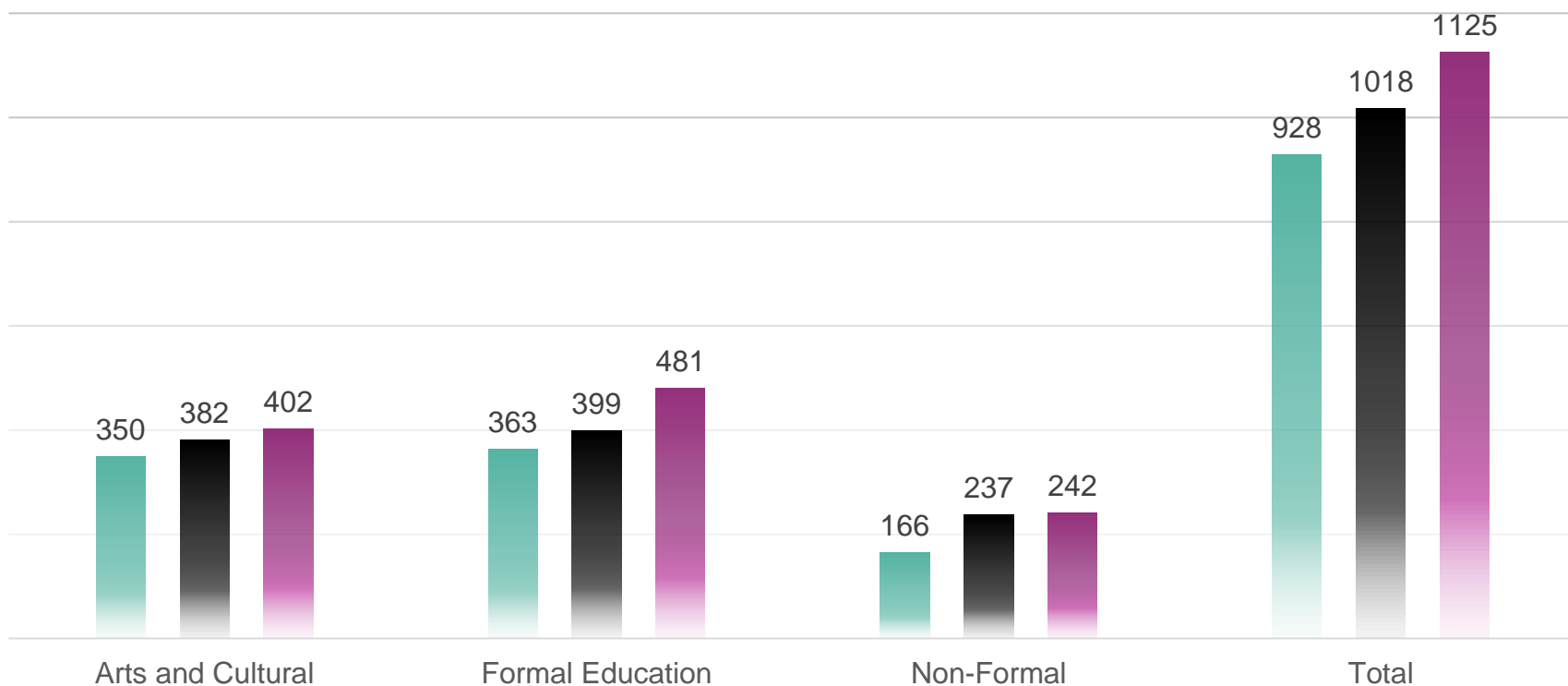
A new direction for arts,
culture and young london

Centres

Registered centres

By sector

2014-15 2015-16 2016-17



All registered Arts Award Centres between Apr-14-Mar-15 and Apr-16 – Mar-17 by sector; “Registered centres” are not necessarily delivering Arts Award services.

Source: Trinity

Registered centres: By sub-sector (1125 tot)

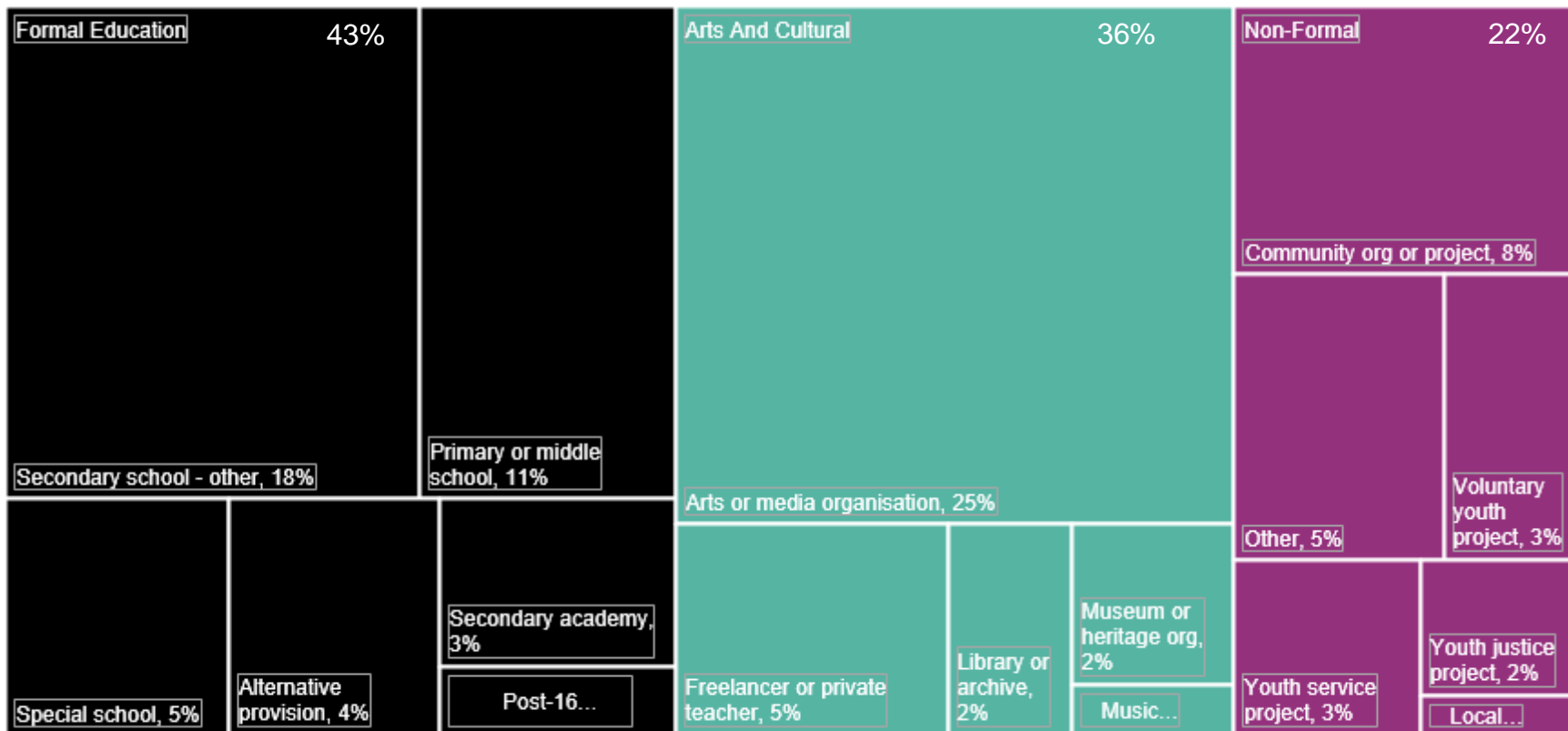
- Arts And Cultural
- Formal Education
- Non-Formal



All Arts Award Centres in London registered up to Apr-17 by sub sector
Source: Trinity

Registered centres

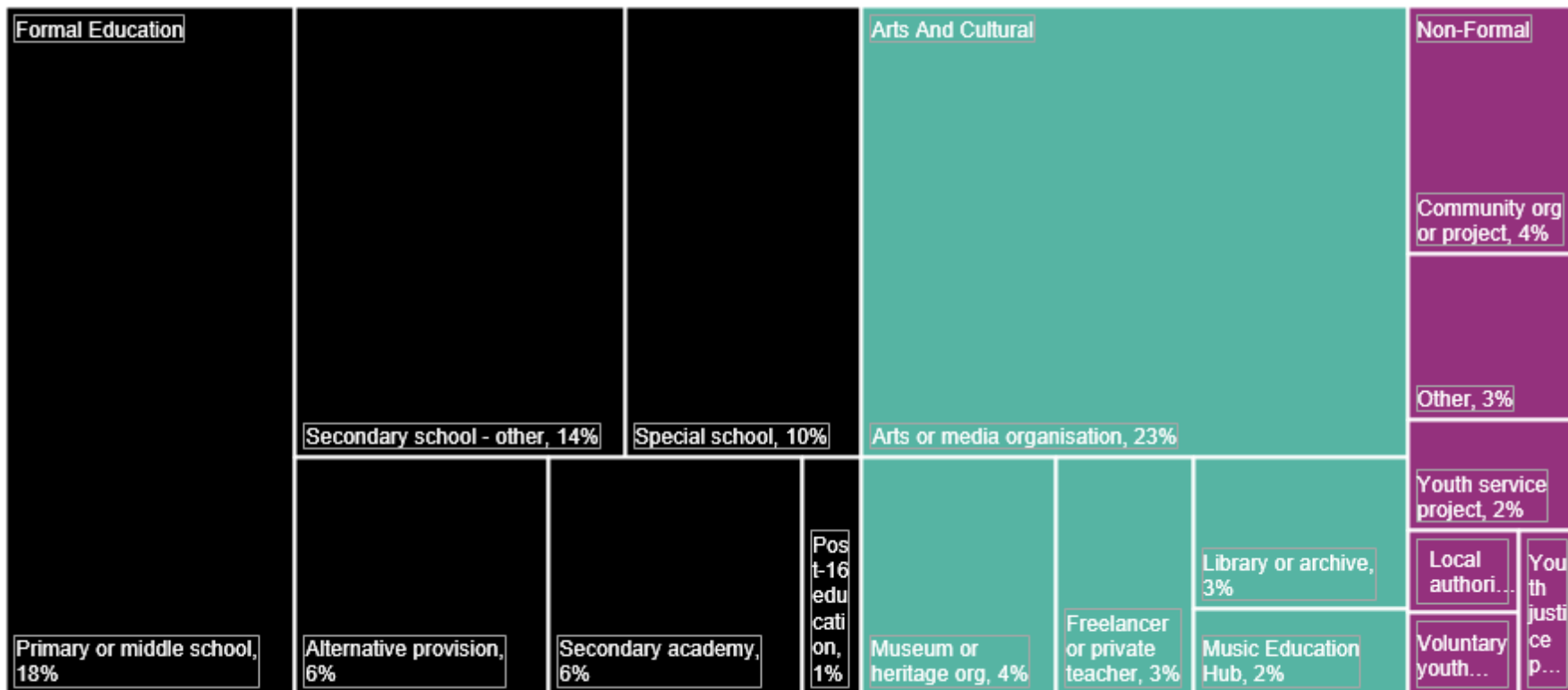
By sub-sector (%)



All Arts Award Centres in London registered up to Apr-17 by sub-sector. Percentages may not add to 100% due to rounding
 Source: Trinity

Active centres

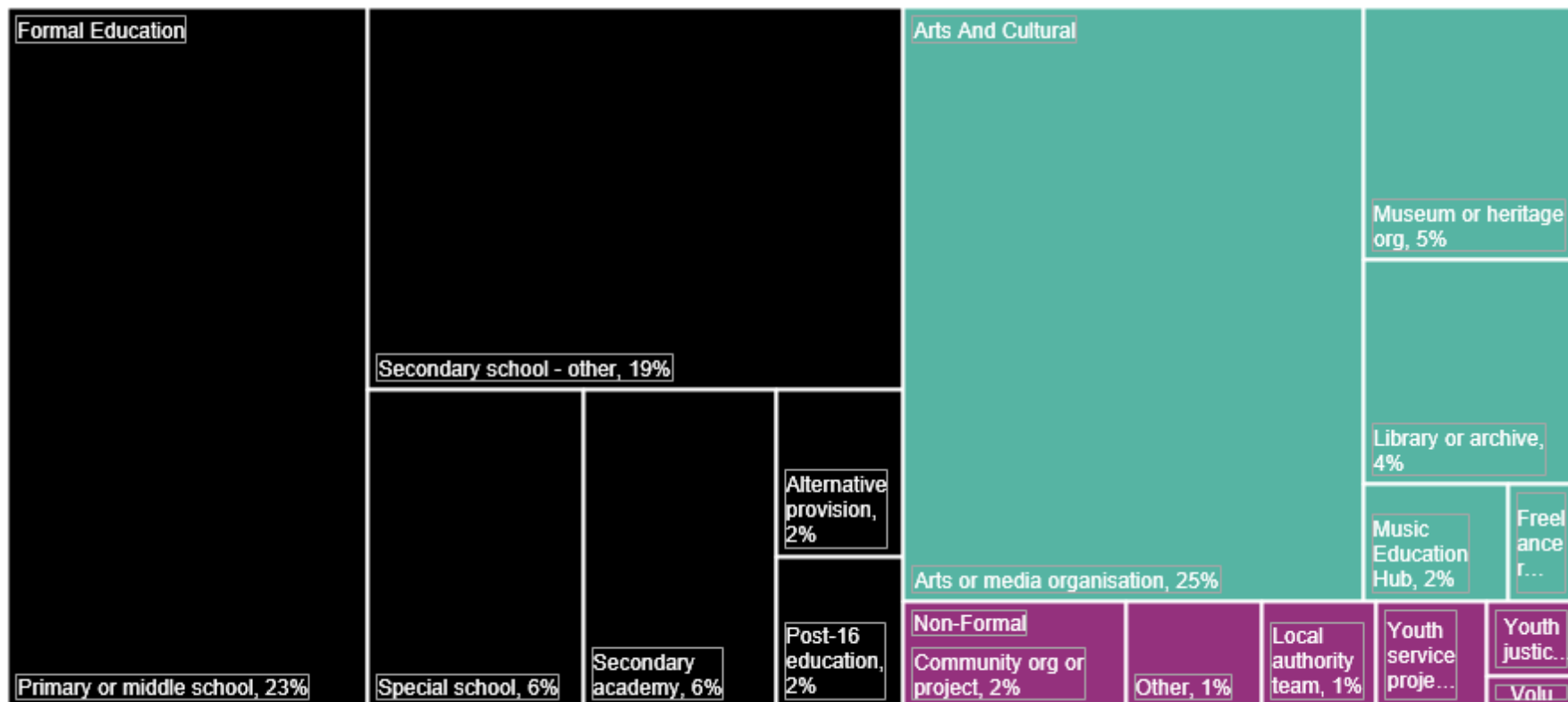
By sub-sector (%)



All Arts Award Centres in London registered up to Apr-17 by sub-sector. Percentages may not add to 100% due to rounding
 Source: Trinity

All moderations

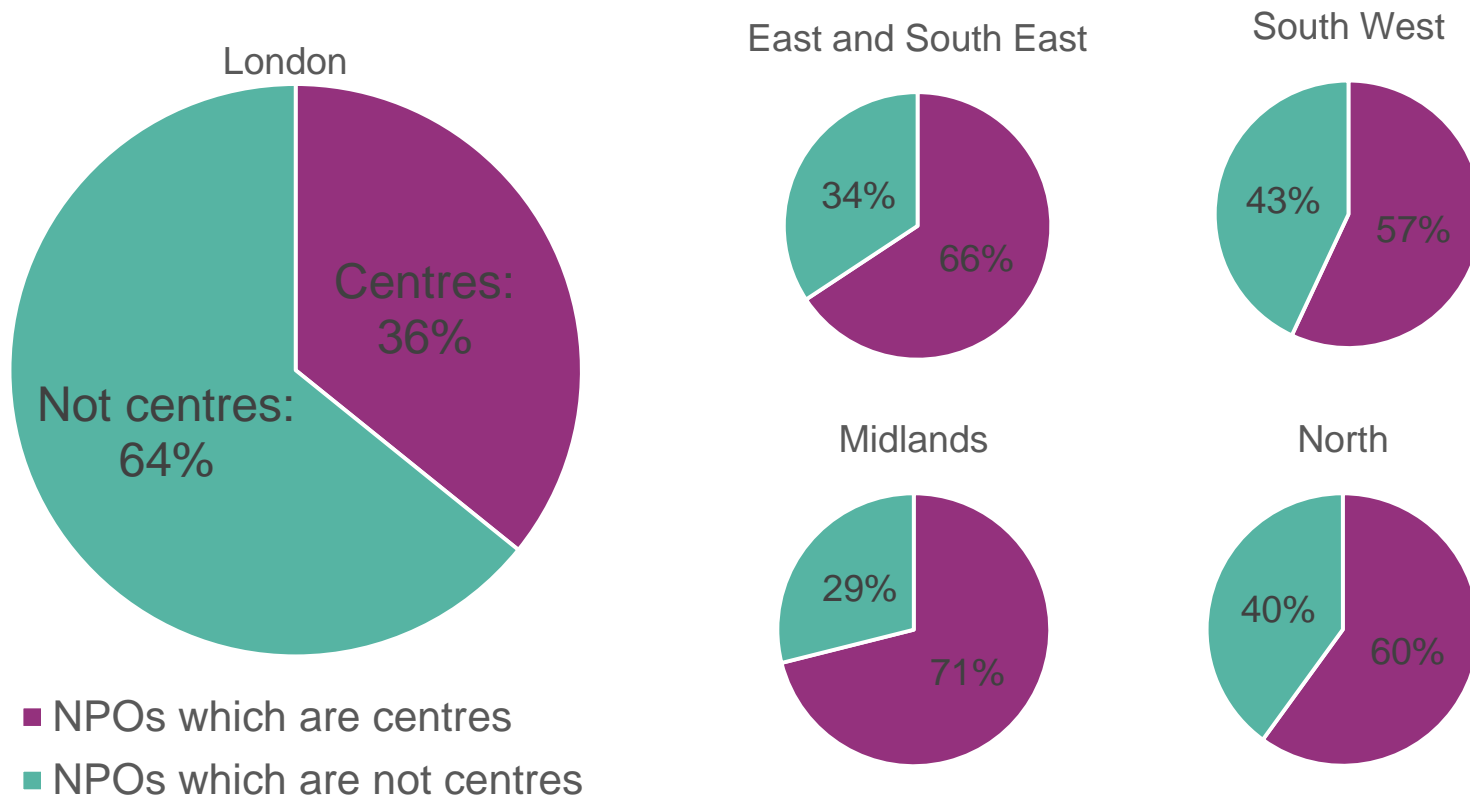
By sub-sector (%)



All Arts Award Centres in London registered up to Apr-17 by sub-sector. Percentages may not add to 100% due to rounding
 Source: Trinity

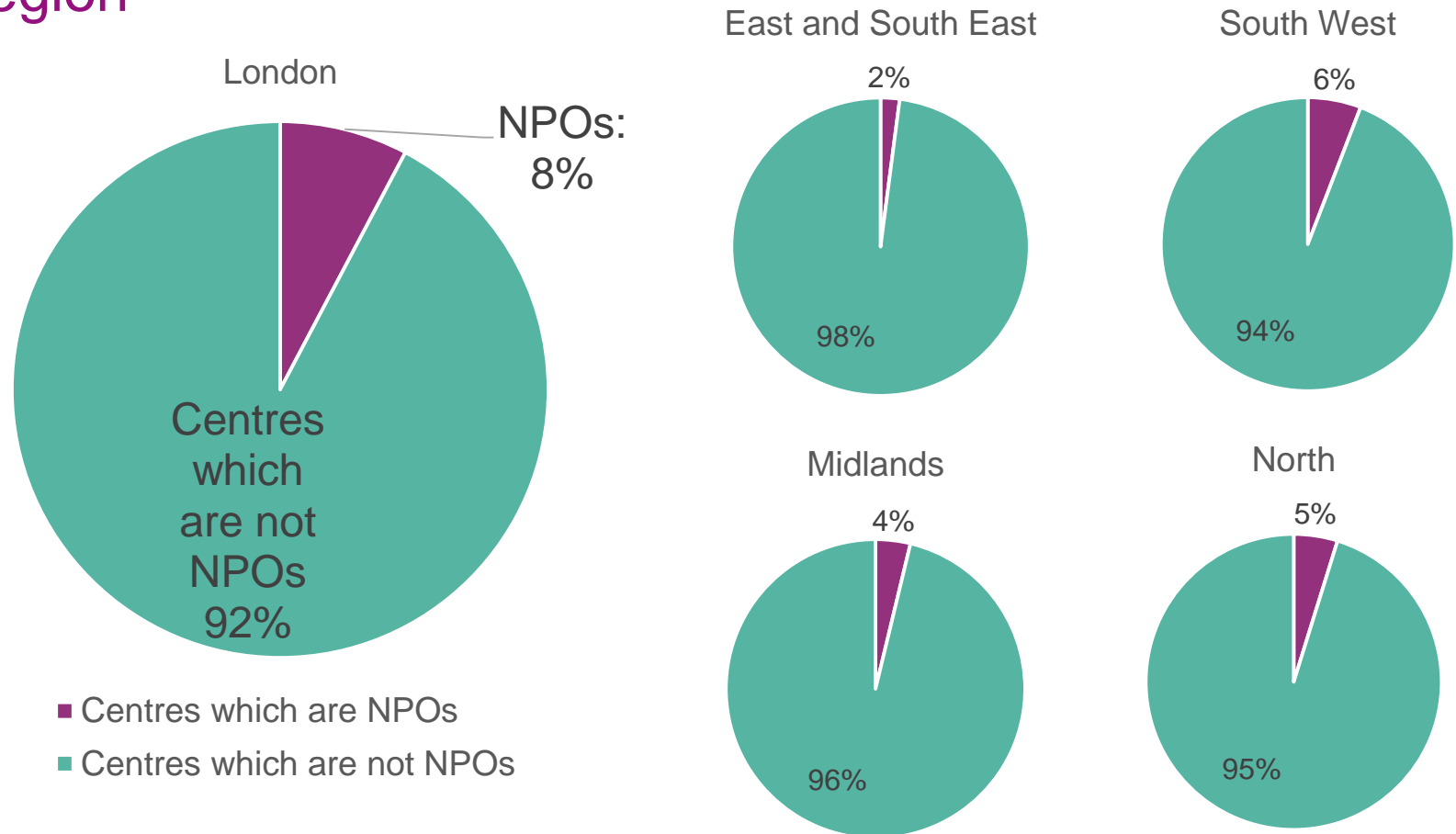
Arts Council England NPOs

By region



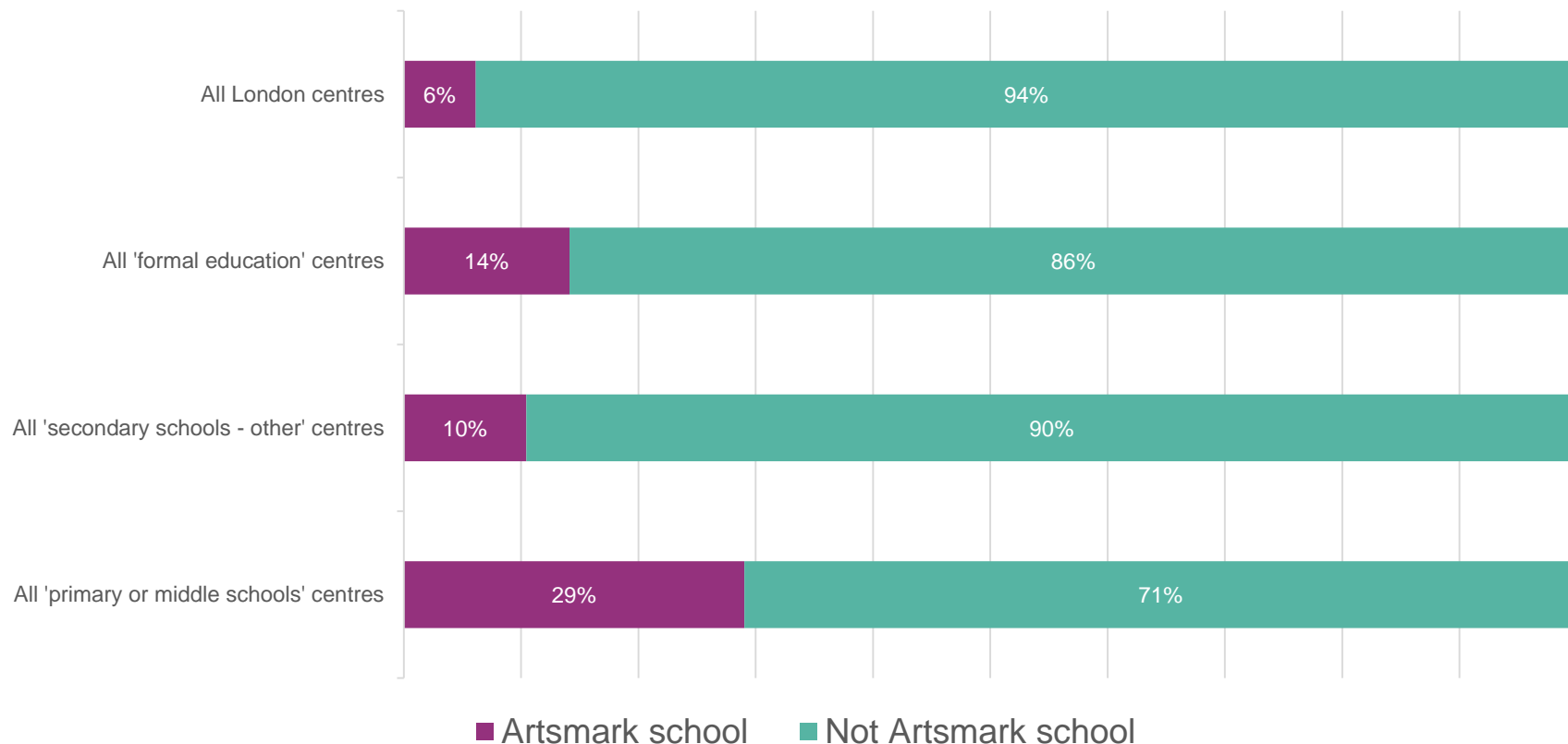
Arts Award Centres that are also NPOs up to Apr-17
Source: Trinity

Arts Award Centres / Arts Council England NPOs By region



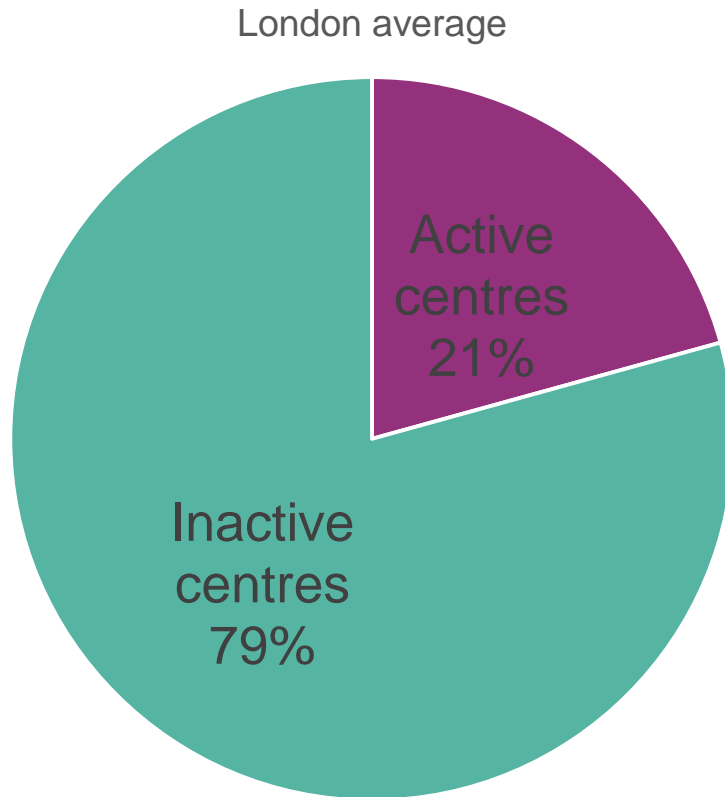
Arts Award Centres that are also NPOs up to Apr-17
Source: Trinity

Artsmark and Arts Award centres

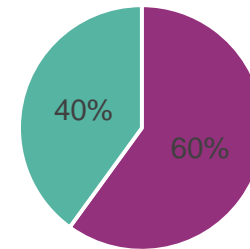


All Teaching schools, Artsmark schools and Arts Award Centres by Mar-17
Source: Trinity

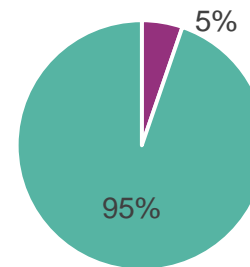
Active Arts Award Centres in 16/17



Highest:
Kingston upon Thames



Lowest:
Kensington and Chelsea

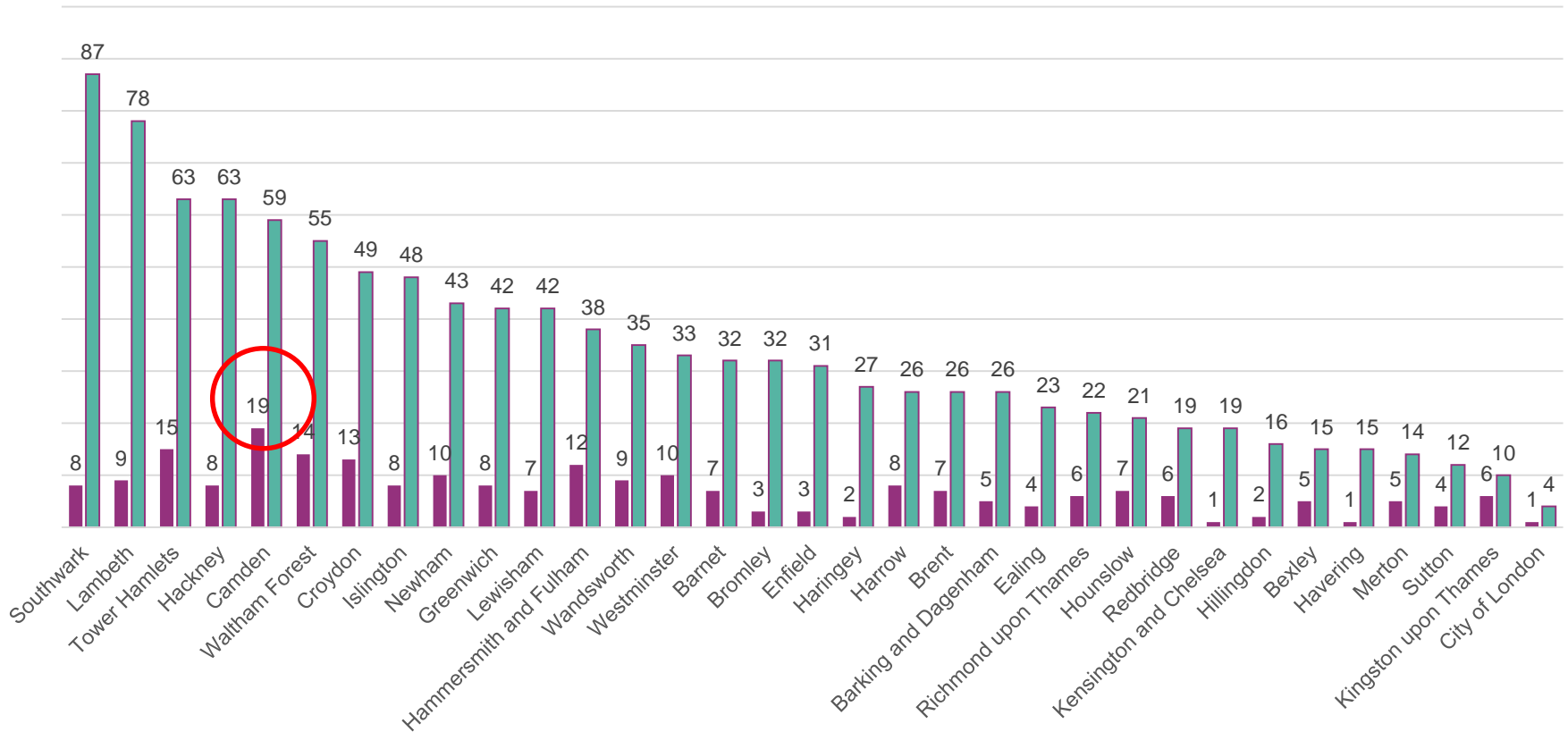


Percentage and number of Arts Award centres in London offering moderations between Apr-16 – Mar-17, of 1125 total centres.
Source: Trinity

Registered / active centres in 16/17

By borough

■ Active centres ■ Centres

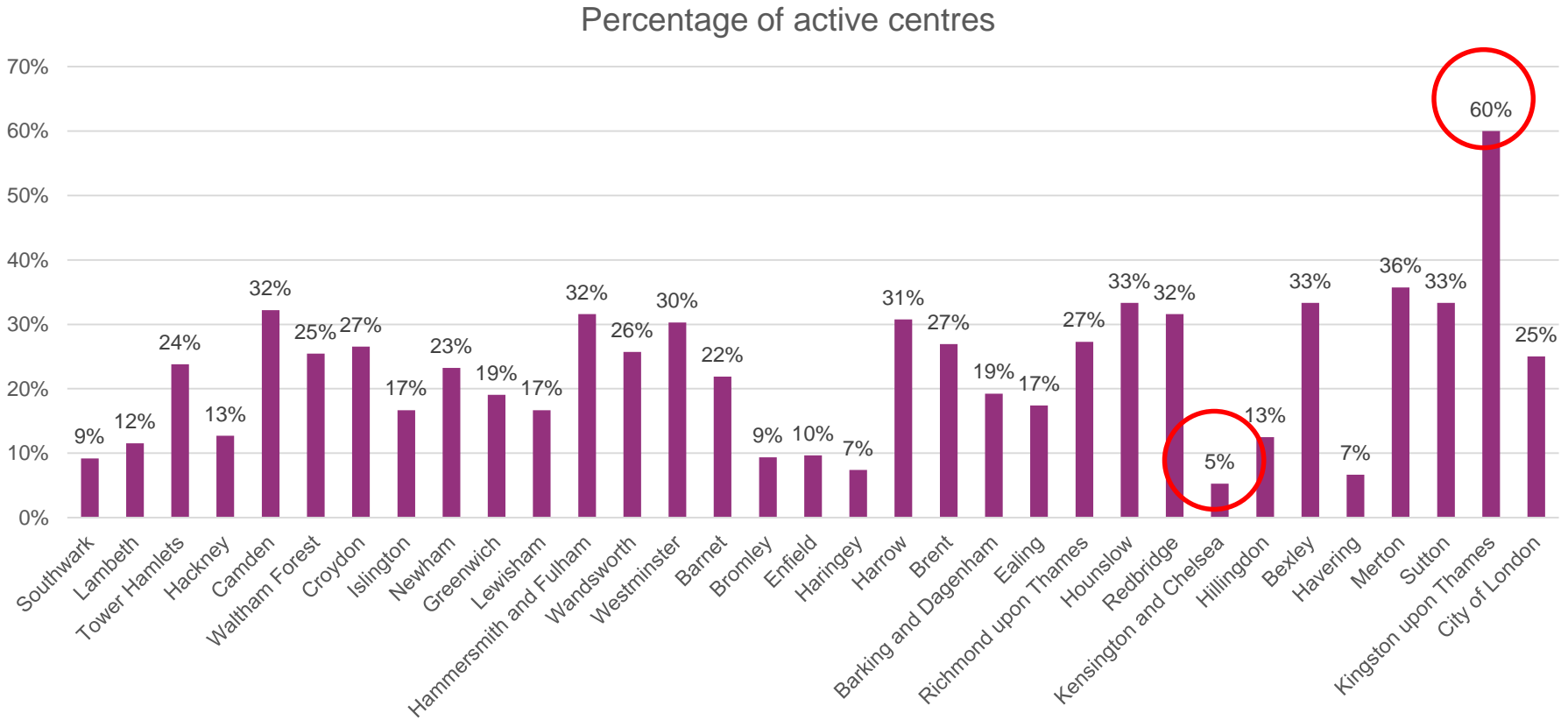


Registered centres by Apr-17 and centres actively delivering in London between Apr-16-Mar-17 by borough.

Source: Trinity

Registered / active centres in 16/17

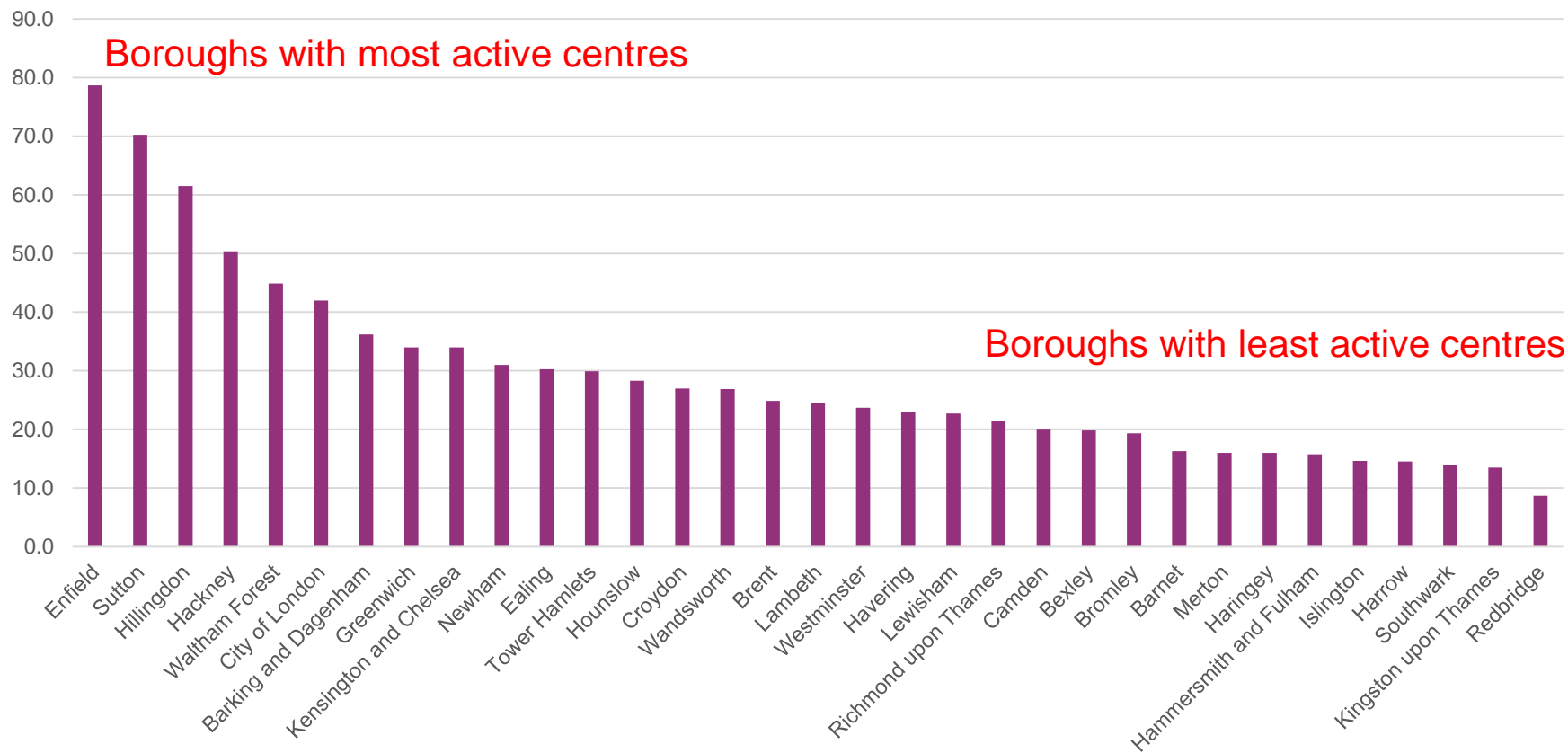
By borough



Registered centres by Apr-16 and centres actively delivering in London between Apr-16-Mar-17 by borough.
 Source: Trinity

Moderations by active centres in 16/17

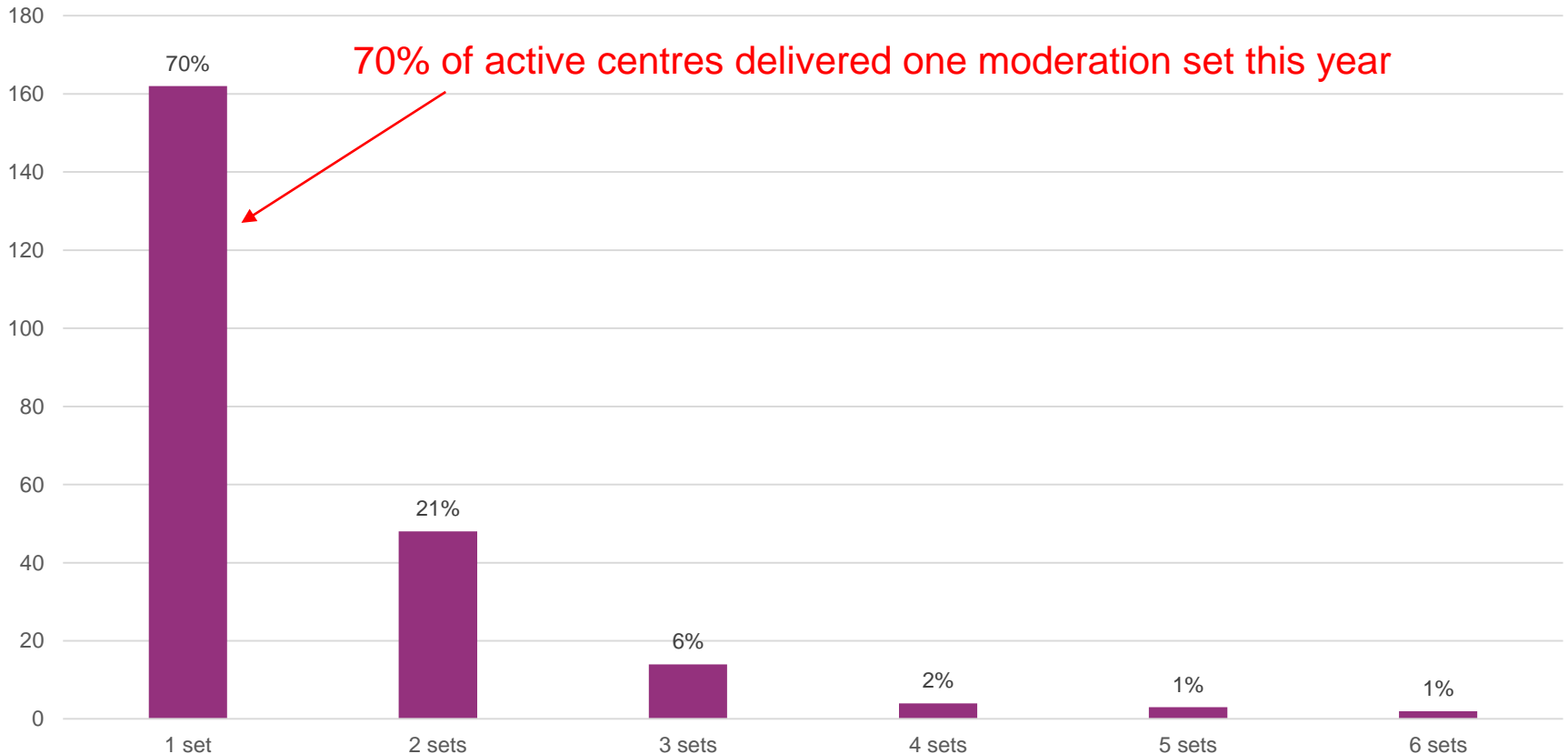
By borough



Moderations by active centres between Apr-16-Mar-17 by borough.

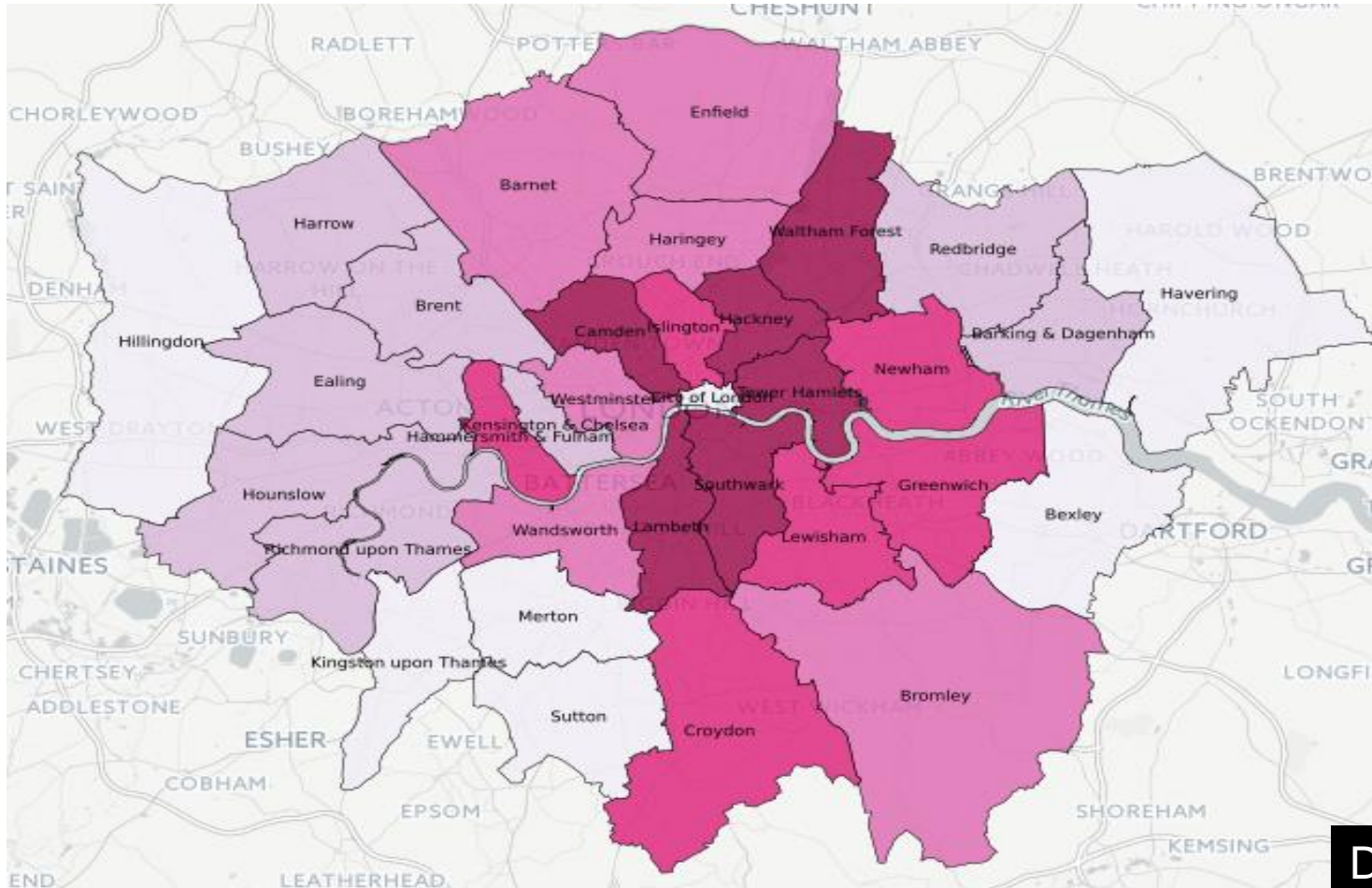
Source: Trinity

Moderations sets by active centres in 16/17



Moderations by active centres between Apr-16-Mar-17 by borough.
Source: Trinity

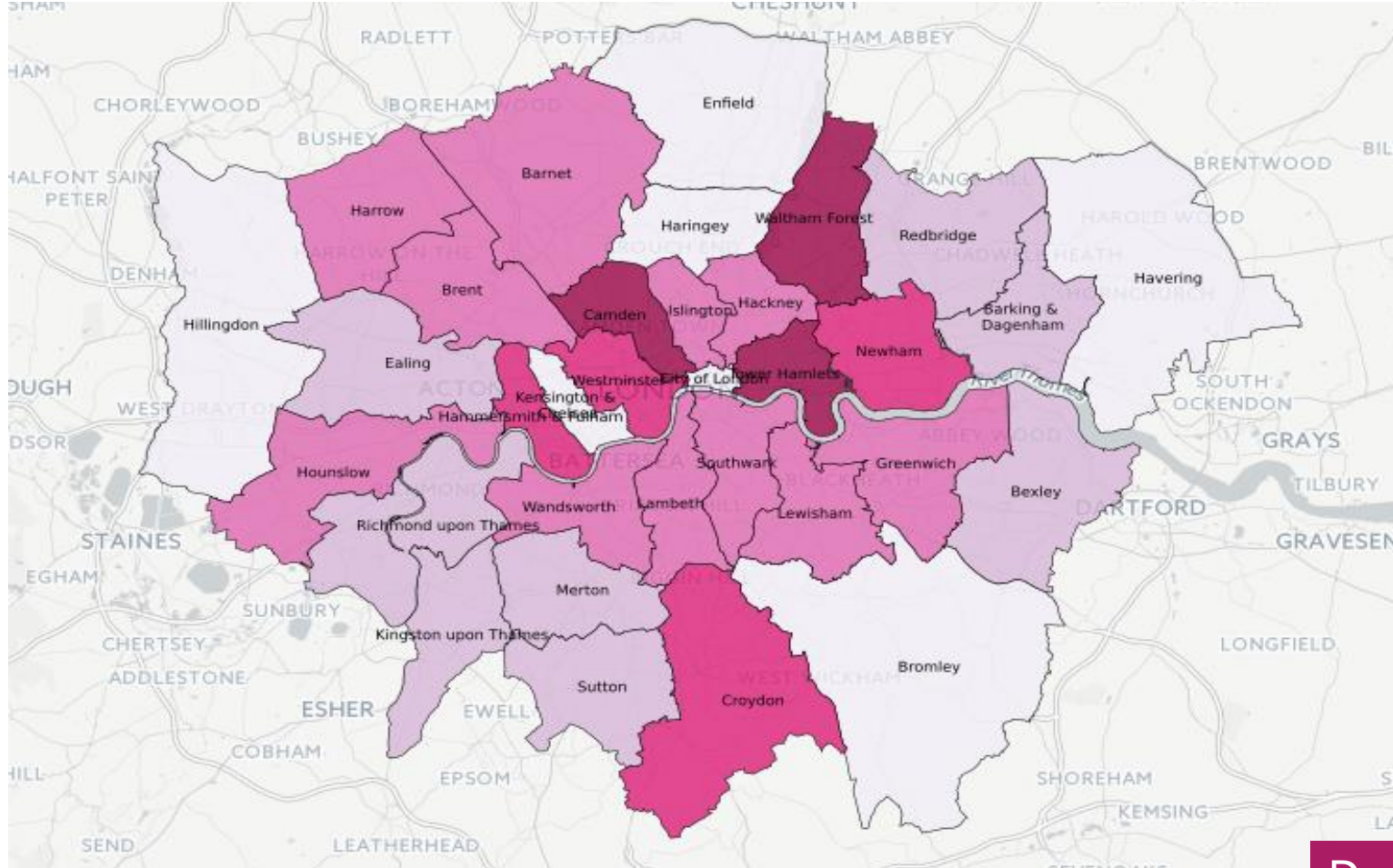
Registered Arts Award Centres by Borough



All Arts Award Centres in London registered up to Apr 17 by borough
Source: Trinity

Dark = More
Light = Fewer

Active Arts Award Centres by Borough



All Active Arts Award Centres in London up to Apr 17 by borough
Source: Trinity

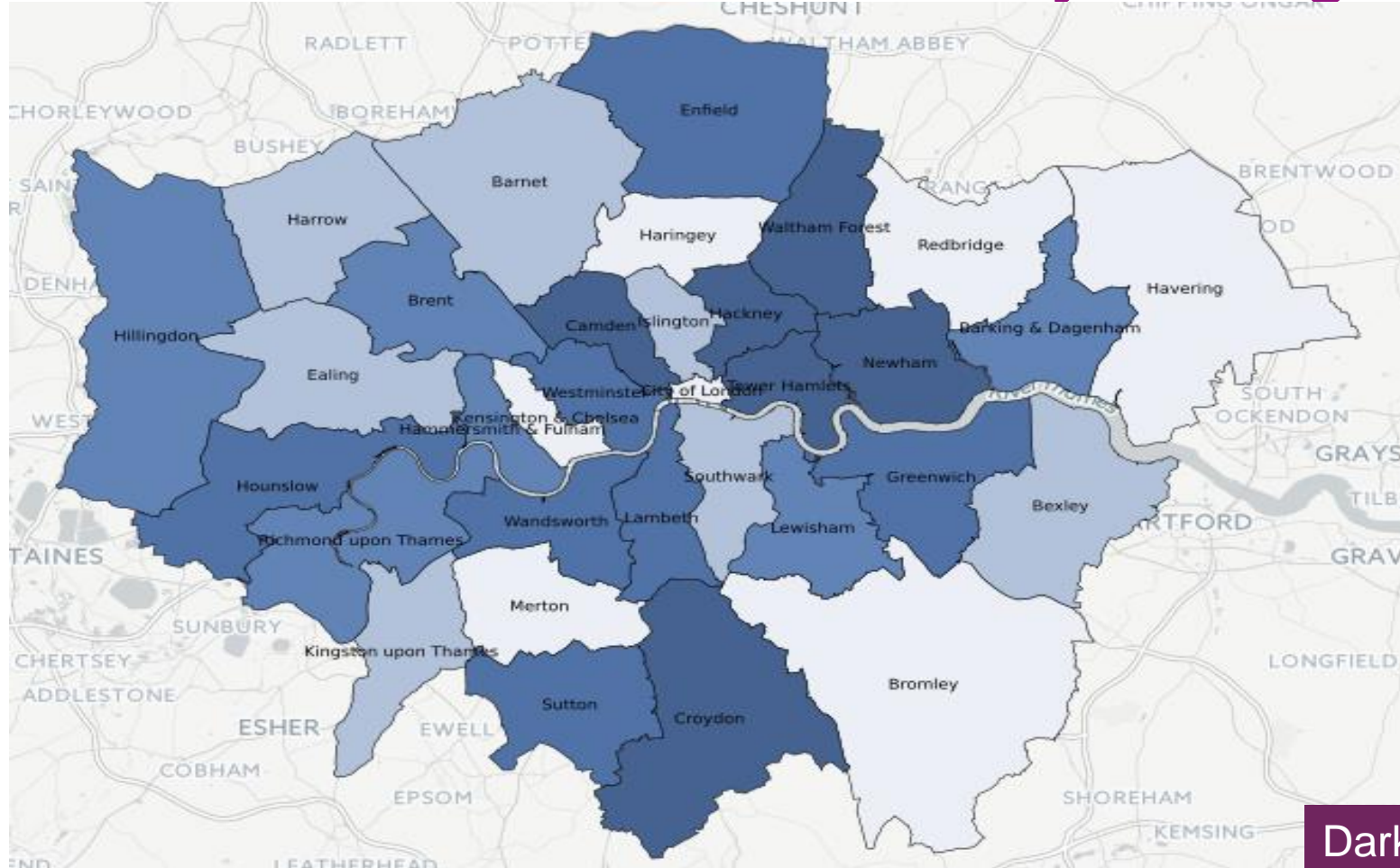
Dark = More
Light = Fewer

A.N.D

A new direction for arts,
culture and young london

Moderations and Awards Achieved

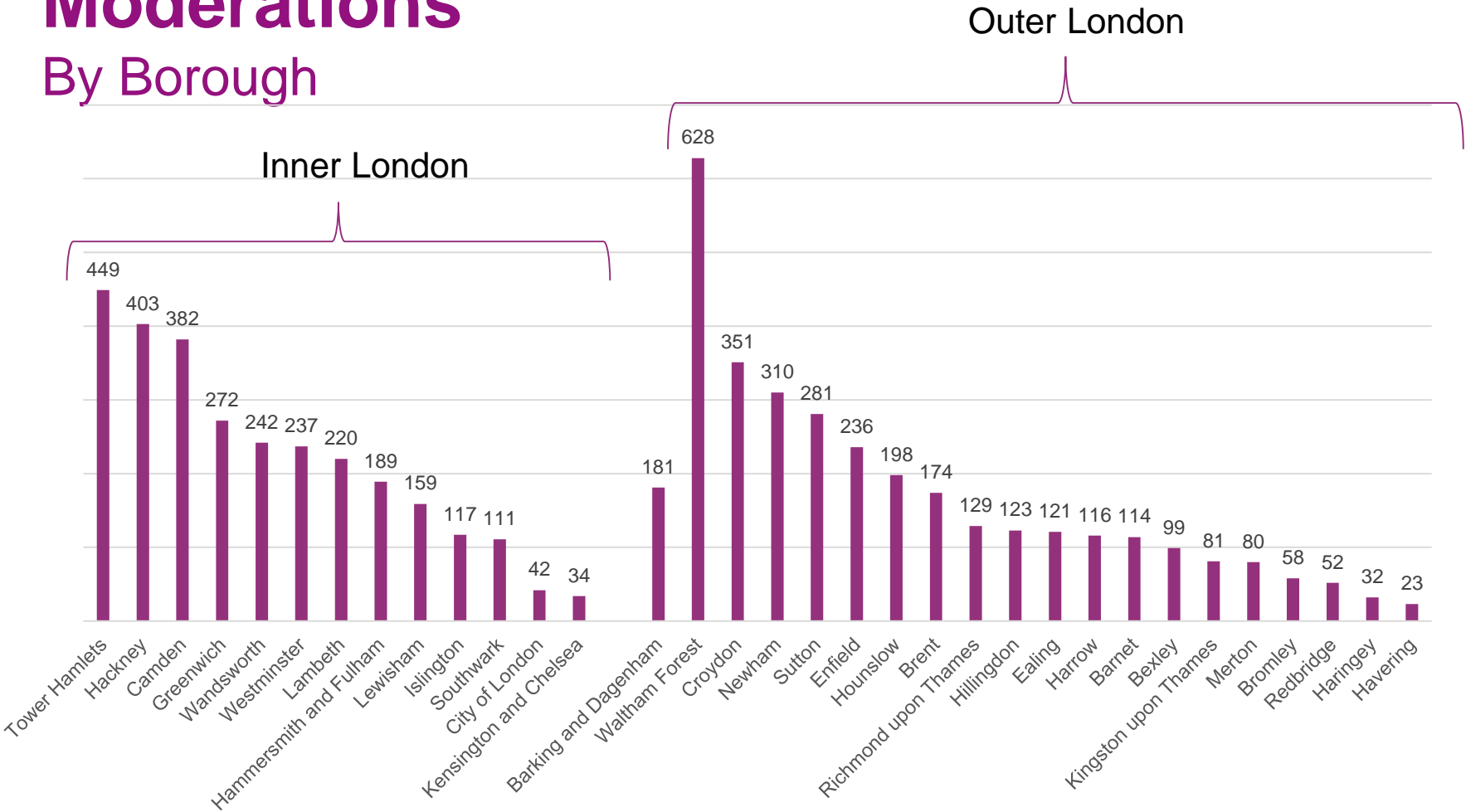
No. of Arts Award Moderations by Borough



Dark = More
Light = Fewer

All Arts Award Moderations in London up to Apr 17 by borough
Source: Trinity

Moderations By Borough



Number of moderations per borough in London between Apr-16 – Mar-17.

Source: Trinity

Arts Award Achieved

By level and sector

Sector	Bronze	Discover	Explore	Gold	Silver	Grand Total
Alternative provision	60	18			43	121
Arts or media organisation	415	619	342	56	116	1548
Community org or project	41	49		7	39	136
Freelancer or private teacher	14	11	17		3	45
Library or archive	1	220	47		2	270
Local authority team	19	21	28		2	70
Museum or heritage org	85	147	67	5	1	305
Music Education Hub	81	1	11		2	95
Other	11	62	9		2	84

All moderations (pass, below pass, other) in London between Apr-16 and Mar-17 by level and sector

Source: Trinity

Arts Awards Achieved (Cont)

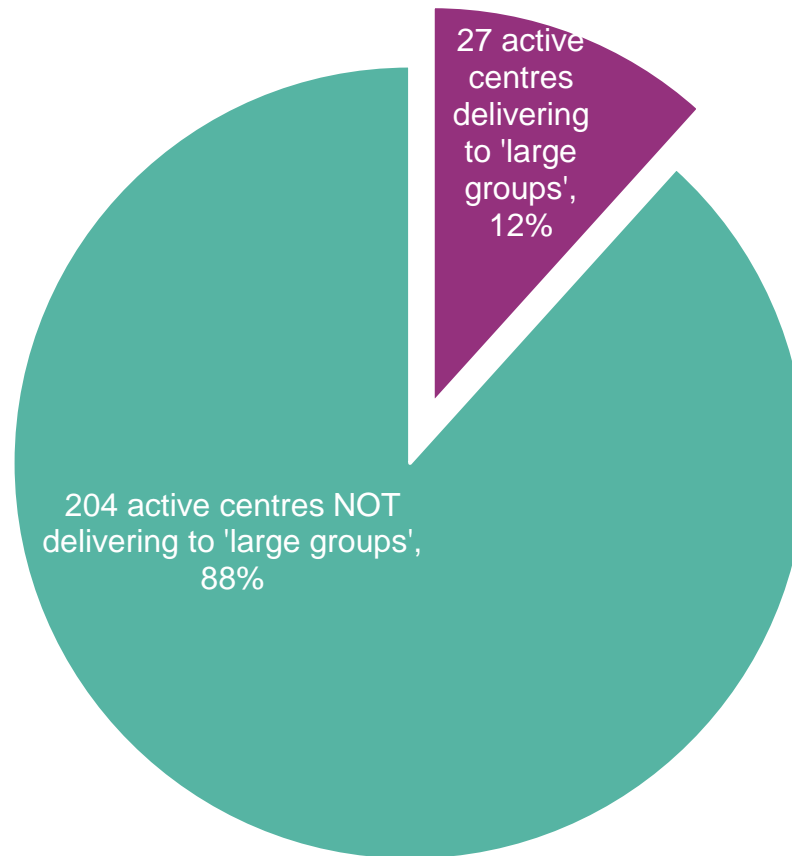
By level and sector

Sector	Bronze	Discover	Explore	Gold	Silver	Grand Total
Post-16 education	93			8	9	110
Primary or middle school	178	995	262			1435
Secondary academy	298	7		1	44	350
Secondary school - other	1022	10	33	3	95	1163
Special school	136	189	60		5	390
Voluntary youth project	6		10			16
Youth justice project	21	8	9			38
Youth service project	36	11	8		13	68
Grand Total	2417	2340	903	80	375	6244

All moderations (pass, below pass, other) in London between Apr-16 and Mar-17 by level and sector

Source: Trinity

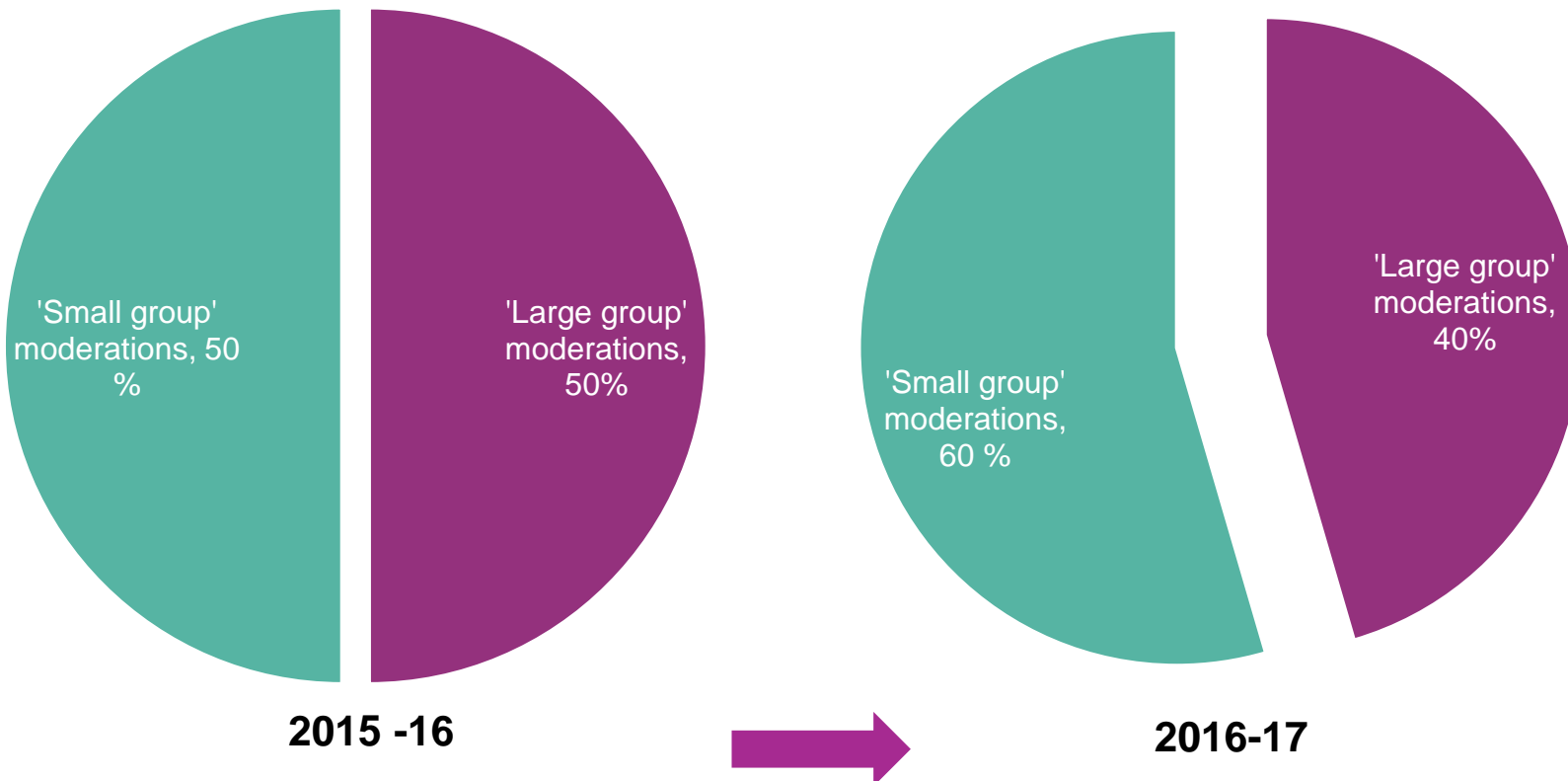
Large group moderations



Percentage of centres that delivered to groups of over 50 young people on one date between Apr16-Mar17 (231 active centres tot)
Source: Trinity

Large group moderations:

As percentage of all moderations achieved



Percentage of moderations (Pass, below pass) from centres delivering to groups of over 50 young people on one moderation date between Apr15-Mar16, of 6883 tot. And Apr16-Mar17 of 7433 tot.

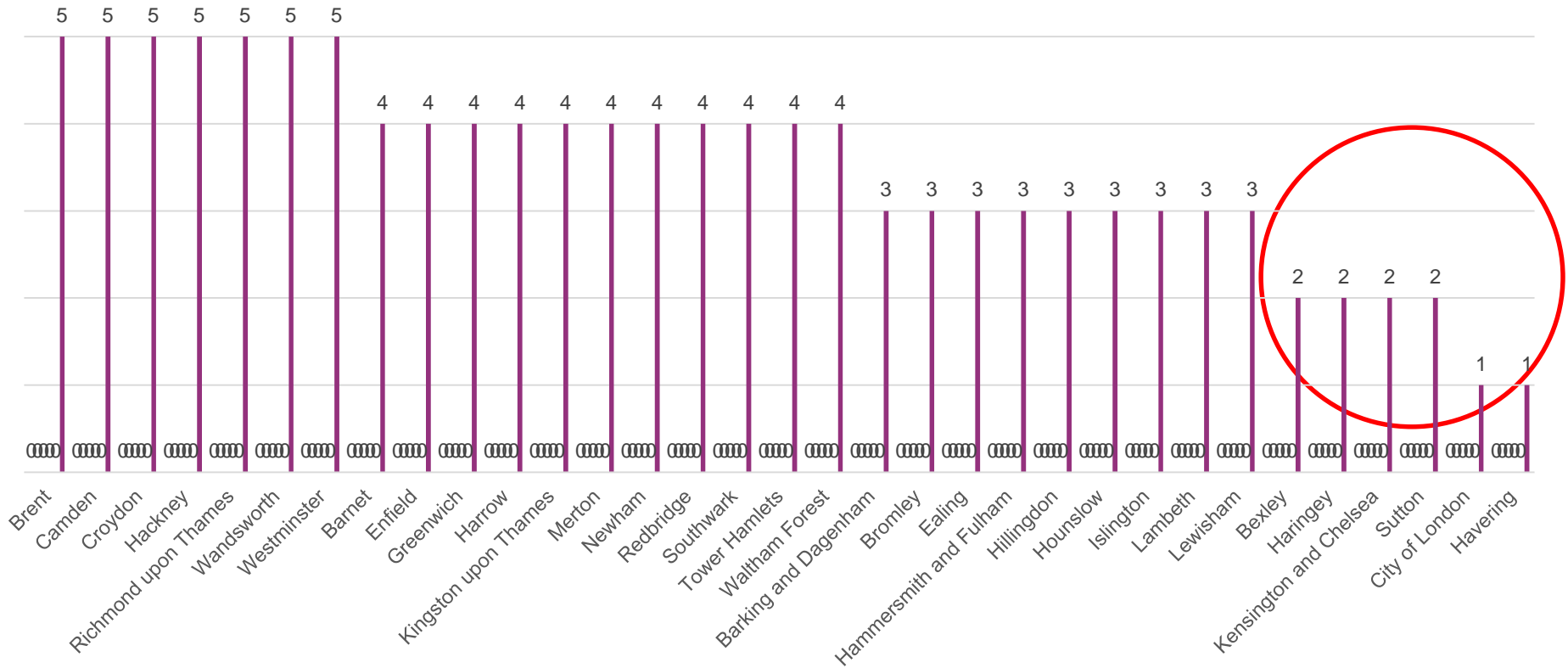
Source: Trinity

A.N.D

A new direction for arts,
culture and young london

Progression

Opportunities for progression Number of levels offered, by borough



Active centres in London delivering 1, 2, 3, 4, or 5 Arts Award levels between Apr-16 – Mar-17 by borough

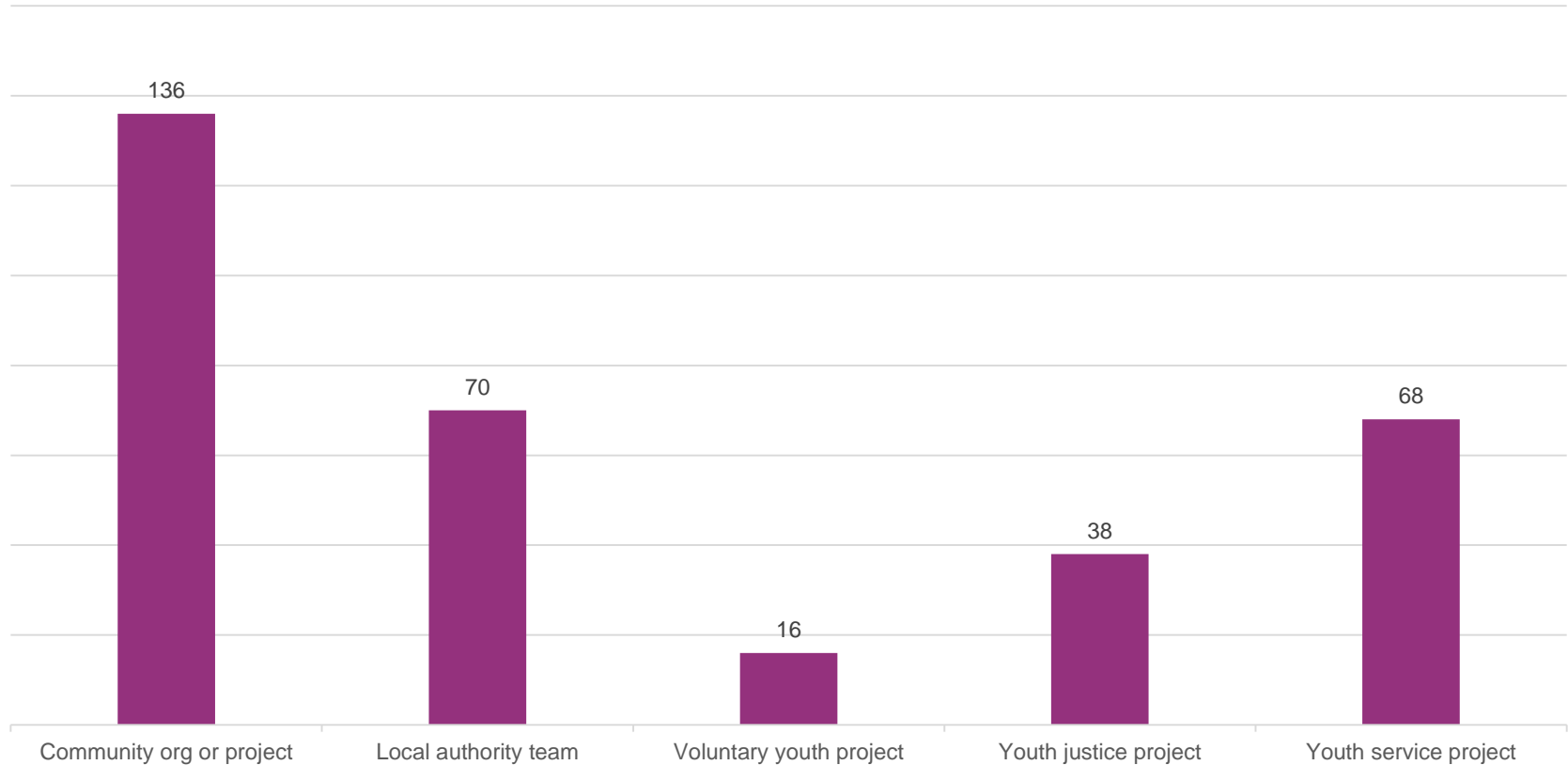
Source: Trinity

A.N.D

A new direction for arts,
culture and young london

Further details

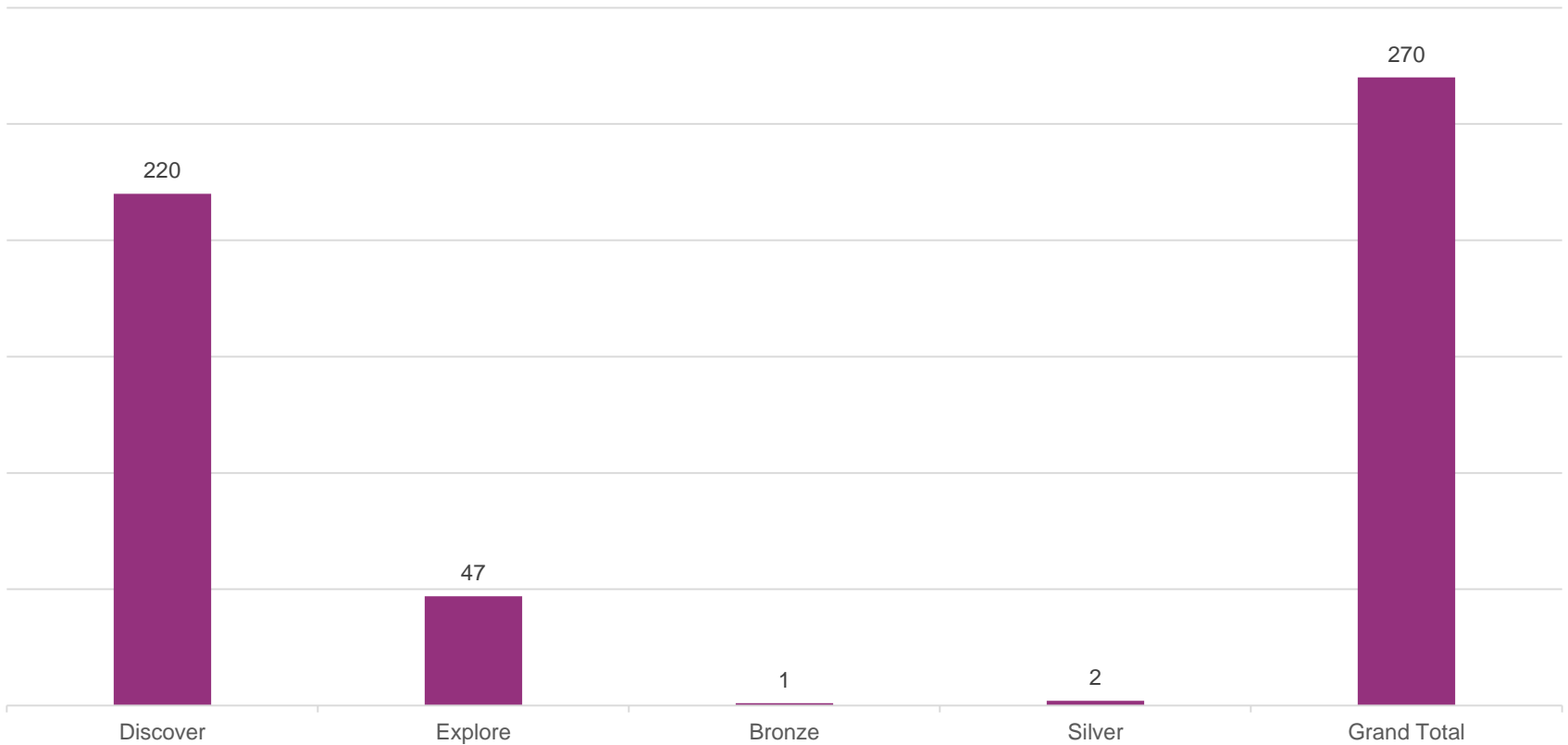
Non Formal Education Sector



Non-formal education sector moderations (pass, below pass, other) in London between Apr-16 and Mar-17

Source: Trinity

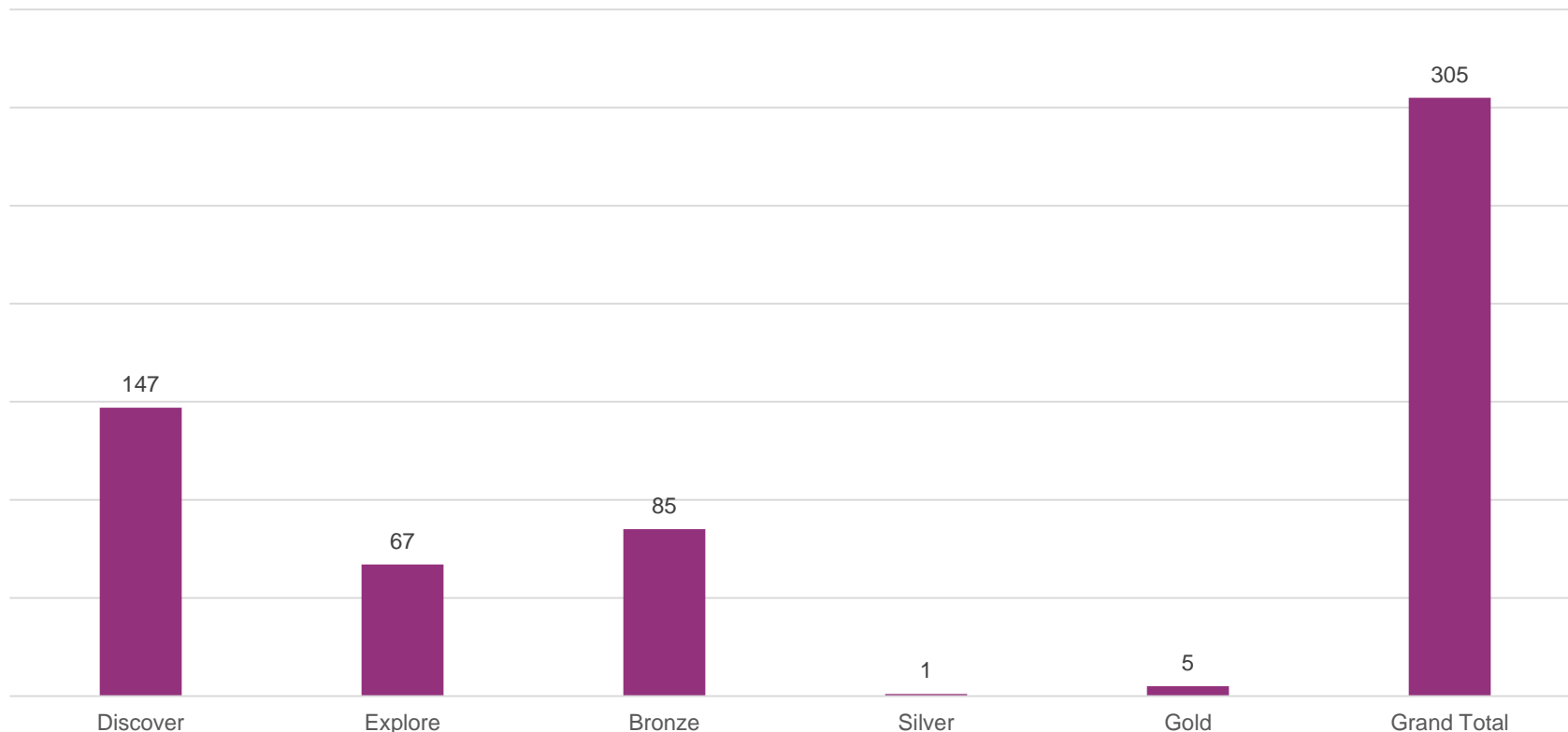
Arts Awards Achieved: Library or archive



All Library moderations (pass, below pass, other) in London between Apr-16 and Mar-17

Source: Trinity

Arts Awards Achieved: Museum or heritage organisation



All Library moderations (pass, below pass, other) in London between Apr-16 and Mar-17

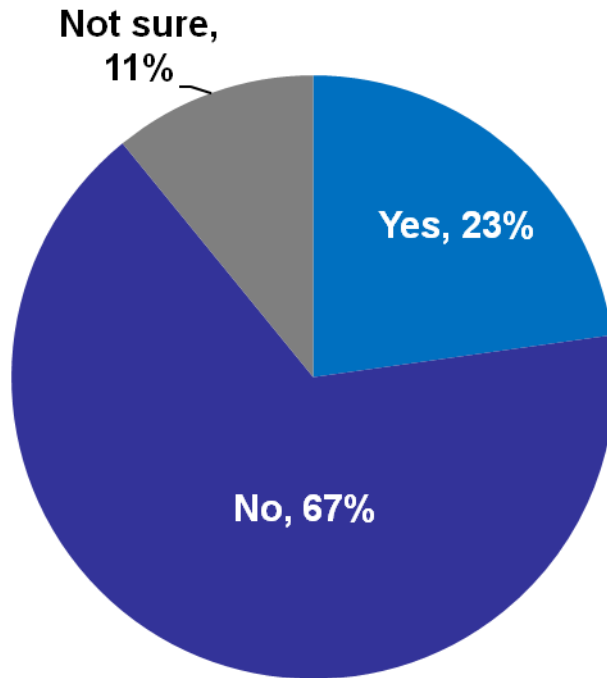
Source: Trinity

A.N.D

A new direction for arts,
culture and young london

Awareness of and interest in Arts Award

2012/13 research on awareness of Arts Award



•Those in **school** (27%) and **college/sixth form** (30%) are more likely to have heard of Arts Award than those at university, those who are in paid employment and those who are NEET

Q: "Have you heard of 'Arts Award' a programme which allows you to explore one or more art forms of your choice, create or perform your own work and get yourself a qualification?"

Base: 1664 young people living in London aged 11-25; nationally representative sample by gender, age, social grade and borough

Source: AND/TNS

Interest in Arts Award

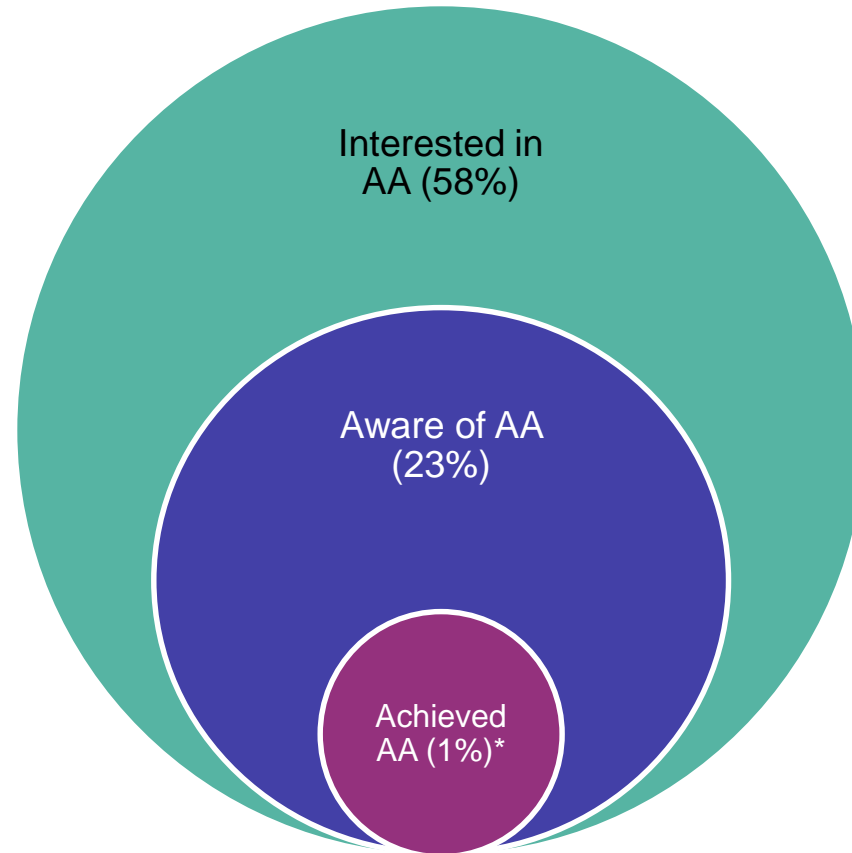
Those in **school** (69%) **college/sixth form** (59%) and those in **Apprenticeships/Training/ Internships** (68%) are most interested in Arts Award followed by those in university (51%) or paid employment (49%).

Q: "How interested would you be in taking part in Arts Award?"

Base: 1664 young people living in London aged 11-25; nationally representative sample by gender, age, social grade and borough

Source: AND/TNS

Arts Award – Awareness, interest and achievement



*based on figures from Trinity (Arts Award Development Conference, March 2013)

Base: 1664 young people living in London aged 11-25; nationally representative sample by gender, age, social grade and borough
Source: AND/TNS

Glossary

Arts Award – A programme that allows young people aged 5 to 25 to get involved in arts and cultural activities, be inspired and grow as artists and arts leaders. It offers them a chance to develop their creativity, communication and leadership skills and get recognised through a group of national qualifications

Centre - An organisation that is registered to support young people in achieving their Arts Award

Supporter - An organisation or artist offering activities that young people can use towards their Arts Award, such as workshops, arts and cultural events which they can review, opportunities to find out about artists and cultural opportunities, a chance to share skills or lead arts projects

Level - Arts Award has five levels, four of which (Explore, Bronze, Silver and Gold) are accredited qualifications. Arts Award Discover is an introductory award.

Adviser – A trained professional supporting a young person as they are undertaking Arts Award and assessing their achievement

Moderation – Once the young person has completed all tasks related to their Arts Award a trained Arts Award Moderator checks the Adviser's assessment for the accredited levels

A.N.D

A new direction for arts,
culture and young london

Local Area Networks

Barking and Dagenham

Borough	Active centres	Active centres (vs avg)	Centres	Centres (vs avg)	Moderations	Moderations (vs avg)	Levels offered	Levels (vs avg)
Barking and Dagenham	5	-2.06	26	-8.09	181	-8.21	3	-0.52
London average	7.06		34.09		189.21		3.52	

Number of moderations, centres, active centres and Arts Award levels offered between Apr-16 – Mar-17 by borough
 Source: Trinity

Barnet

Borough	Active centres	Active centres (vs avg)	Centres	Centres (vs avg)	Moderations	Moderations (vs avg)	Levels offered	Levels (vs avg)
Barnet	7	-0.06	32	-2.09	114	-75.21	4	0.48
London average	7.06		34.09		189.21		3.52	

Number of moderations, centres, active centres and Arts Award levels offered between Apr-16 – Mar-17 by borough
 Source: Trinity

Bromley

Borough	Active centres	Active centres (vs avg)	Centres	Centres (vs avg)	Moderations	Moderations (vs avg)	Levels offered	Levels (vs avg)
Bromley	3	-4.06	32	-2.09	58	-131.21	3	-0.52
London average	7.06		34.09		189.21		3.52	

Number of moderations, centres, active centres and Arts Award levels offered between Apr-16 – Mar-17 by borough
 Source: Trinity

Camden

Borough	Active centres	Active centres (vs avg)	Centres	Centres (vs avg)	Moderations	Moderations (vs avg)	Levels offered	Levels (vs avg)
Camden	19	11.94	59	24.91	382	192.79	5	1.48
London average	7.06		34.09		189.21		3.52	

Number of moderations, centres, active centres and Arts Award levels offered between Apr-16 – Mar-17 by borough
 Source: Trinity

Croydon

Borough	Active centres	Active centres (vs avg)	Centres	Centres (vs avg)	Moderations	Moderations (vs avg)	Levels offered	Levels (vs avg)
Croydon	13	5.94	49	14.91	351	161.79	5	1.48
London average	7.06		34.09		189.21		3.52	

Number of moderations, centres, active centres and Arts Award levels offered between Apr-16 – Mar-17 by borough
 Source: Trinity

Ealing

Borough	Active centres	Active centres (vs avg)	Centres	Centres (vs avg)	Moderations	Moderations (vs avg)	Levels offered	Levels (vs avg)
Ealing	4	-3.06	23	-11.09	121	-68.21	3	-0.52
London average	7.06		34.09		189.21		3.52	

Number of moderations, centres, active centres and Arts Award levels offered between Apr-16 – Mar-17 by borough
 Source: Trinity

Greenwich

Borough	Active centres	Active centres (vs avg)	Centres	Centres (vs avg)	Moderations	Moderations (vs avg)	Levels offered	Levels (vs avg)
Greenwich	8	0.94	42	7.91	272	82.79	4	0.48
London average	7.06		34.09		189.21		3.52	

Number of moderations, centres, active centres and Arts Award levels offered between Apr-16 – Mar-17 by borough
 Source: Trinity

Hackney

Borough	Active centres	Active centres (vs avg)	Centres	Centres (vs avg)	Moderations	Moderations (vs avg)	Levels offered	Levels (vs avg)
Hackney	8	0.94	63	28.91	403	213.79	5	1.48
London average	7.06		34.09		189.21		3.52	

Number of moderations, centres, active centres and Arts Award levels offered between Apr-16 – Mar-17 by borough
 Source: Trinity

Hammersmith and Fulham

Borough	Active centres	Active centres (vs avg)	Centres	Centres (vs avg)	Moderations	Moderations (vs avg)	Levels offered	Levels (vs avg)
Hammersmith and Fulham	12	4.94	38	3.91	189	-0.21	3	-0.52
London average	7.06		34.09		189.21		3.52	

Number of moderations, centres, active centres and Arts Award levels offered between Apr-16 – Mar-17 by borough
 Source: Trinity

Haringey

Borough	Active centres	Active centres (vs avg)	Centres	Centres (vs avg)	Moderations	Moderations (vs avg)	Levels offered	Levels (vs avg)
Haringey	2	-5.06	27	-7.09	32	-157.21	2	-1.52
London average	7.06		34.09		189.21		3.52	

Number of moderations, centres, active centres and Arts Award levels offered between Apr-16 – Mar-17 by borough
 Source: Trinity

Islington

Borough	Active centres	Active centres (vs avg)	Centres	Centres (vs avg)	Moderations	Moderations (vs avg)	Levels offered	Levels (vs avg)
Islington	8	0.94	48	13.91	117	-72.21	3	-0.52
London average	7.06		34.09		189.21		3.52	

Number of moderations, centres, active centres and Arts Award levels offered between Apr-16 – Mar-17 by borough
 Source: Trinity

Kingston Upon Thames

Borough	Active centres	Active centres (vs avg)	Centres	Centres (vs avg)	Moderations	Moderations (vs avg)	Levels offered	Levels (vs avg)
Kingston upon Thames	6	-1.06	10	-24.09	81	-108.21	4	0.48
London average	7.06		34.09		189.21		3.52	

Number of moderations, centres, active centres and Arts Award levels offered between Apr-16 – Mar-17 by borough
 Source: Trinity

Lewisham

Borough	Active centres	Active centres (vs avg)	Centres	Centres (vs avg)	Moderations	Moderations (vs avg)	Levels offered	Levels (vs avg)
Lewisham	7	-0.06	42	7.91	159	-30.21	3	-0.52
London average	7.06		34.09		189.21		3.52	

Number of moderations, centres, active centres and Arts Award levels offered between Apr-16 – Mar-17 by borough
Source: Trinity

Newham

Borough	Active centres	Active centres (vs avg)	Centres	Centres (vs avg)	Moderations	Moderations (vs avg)	Levels offered	Levels (vs avg)
Newham	10	2.94	43	8.91	310	120.79	4	0.48
London average	7.06		34.09		189.21		3.52	

Number of moderations, centres, active centres and Arts Award levels offered between Apr-16 – Mar-17 by borough
 Source: Trinity

Richmond Upon Thames

Borough	Active centres	Active centres (vs avg)	Centres	Centres (vs avg)	Moderations	Moderations (vs avg)	Levels offered	Levels (vs avg)
Richmond upon Thames	6	-1.06	22	-12.09	129	-60.21	5	1.48
London average	7.06		34.09		189.21		3.52	

Number of moderations, centres, active centres and Arts Award levels offered between Apr-16 – Mar-17 by borough
 Source: Trinity

Sutton

Borough	Active centres	Active centres (vs avg)	Centres	Centres (vs avg)	Moderations	Moderations (vs avg)	Levels offered	Levels (vs avg)
Sutton	4	-3.06	12	-22.09	281	91.79	2	-1.52
London average	7.06		34.09		189.21		3.52	

Number of moderations, centres, active centres and Arts Award levels offered between Apr-16 – Mar-17 by borough
 Source: Trinity

Tower Hamlets

Borough	Active centres	Active centres (vs avg)	Centres	Centres (vs avg)	Moderations	Moderations (vs avg)	Levels offered	Levels (vs avg)
Tower Hamlets	15	7.94	63	28.91	449	259.79	4	0.48
London average	7.06		34.09		189.21		3.52	

Number of moderations, centres, active centres and Arts Award levels offered between Apr-16 – Mar-17 by borough
 Source: Trinity

Waltham Forest

Borough	Active centres	Active centres (vs avg)	Centres	Centres (vs avg)	Moderations	Moderations (vs avg)	Levels offered	Levels (vs avg)
Waltham Forest	14	6.94	55	20.91	628	438.79	4	0.48
London average	7.06		34.09		189.21		3.52	

Number of moderations, centres, active centres and Arts Award levels offered between Apr-16 – Mar-17 by borough
Source: Trinity