



Arts-led, schools-focused resources exploring
new approaches to school development

Framework for Change

Tools to explore new approaches
to your own school challenges

Contents

Introduction	03
Explore	04
Plan	06
Embed	07
Glossary	08
Acknowledgements	09

Introduction

My Creative School (MCS) was a two-year programme of arts-led projects which ran from 2016 to 2018. We worked with 18 primary schools across South London to co-deliver 'Creative Catalyst' projects. These forged new models of working between creative practitioners and teachers, developing creative approaches to school improvement and curriculum delivery.

The programme was underpinned by an ethos of supporting School Development Plan priorities through arts activity in both CPD and classrooms, to embed creativity in teaching and learning.

Three main models of practice emerged across the Creative Catalyst projects, characterising the programme overall:

- Pioneer teachers: Teachers empowered to pioneer new ideas
- Immersive adventure: Igniting appetites for learning
- Child leaders: Children directing their own learning


These models have informed the My Creative School Learning Resource. Where you see these icons you too can think through what it is to be a pioneer teacher, how to create an immersive adventure and support children to lead.

Develop your own Creative Catalyst project

A Creative Catalyst project is a new way of thinking about school improvement challenges. It requires a commitment from senior leadership level down to develop school-focused arts activities that will address a key priority in a school's Development Plan.

A critical aim of the Creative Catalyst model is for schools to be able to adapt and use the ideas, activities and new creative processes on an ongoing basis. Teachers using the Creative Catalyst model have embedded their learning into practice in a range of ways, including but not limited to:

- Finding new, arts-led dynamic starting points with their classes
- Lesson planning using one or more art-forms as a framework or key driver, e.g., using role play to teach history
- Creative approaches to staff meetings, INSET etc., to make them more interesting and engaging
- Using the arts to link different subjects, e.g., maths and literacy through movement and storytelling.



The Creative Catalyst Tools

Chloe Osborne
(Creative producer)
Greg Klerkx,
(Creative advocate)

These three tools have been developed to support teachers, support staff and Senior Leadership Members to collaboratively:

Explore initial ideas and investigate the way arts can support a school challenge or development/improvement priority.

Plan a project which explores creative approaches to teaching and learning in support of the identified school challenge or development/improvement priority.

Embed learning and fresh insights to nourish the school's creative ecology and develop new strategies for responding to school challenges.

This is one of three parts of the My Creative School Learning Resource. You may also be interested in our Narrative and Compendium of Ideas resources available here: www.anewdirection.org.uk/mcslearningresource



Tip:

You may wish to enlarge the following planning tools onto A3 sized paper for more room to write down your ideas.

Explore

Developing an arts-led experiment that is linked to key challenges in your School Development Plan (SDP) is an investigative process.

This tool will help you to:

- Look at your challenges from multiple perspectives;
- Think beyond the processes and approaches with which you are already familiar;
- Take the time and brain space to consider many possible starting points;
- Explore what resonates and excites you so you can inspire pupils.

Prompts:



1

a What are the priorities in your SDP?

b What one/s do you want to explore?

3

What are the perceived challenges in this exploration?
E.g. landscape, dynamics, resources, capacity, etc...

2

What are the key elements that this can be broken down into?

4

Write down as many open questions as possible...

5

Drawing from all of the above, What's the big idea? What is the brave/resonant idea that you want pursue?

6

What is the launch point for your Creative Catalyst Project?

Next steps

Reflect on your questions: which ones inspire you? Which ones excite you? Why?

Plan



Follow the prompts below to design a project plan:

1

Our identified SDP...

2

Project Objective

What do you want to explore?

3

Project Advocates and Collaborators

Who is best placed to support the exploratory process?

How might these people contribute to the design of project activity?

4

Arts-led creative teaching and learning

What creative approaches do you intend to use?

How might you embrace risk taking/ try new things/ gain confidence in new creative approaches?

What do you need to support this process?

5

Logistics

Where, when and with whom will activity take place?

6

Reflective Practice

How will you know what's working?

How and with whom will you share any learning or new insights generated?



How can your project activity respond to pupil, teacher and parent contributions?

7

Reach

Who will the project reach? How will people know what's happening?

How might you invite more people to get involved?



Embed



A critical aim of the Creative Catalyst project model is for teachers, and schools, to adapt and use the ideas, activities and processes generated on an ongoing basis. We call this embedding learning.

Follow the prompts below to design a process for embedding learning in your school:

1

What aspects of your Creative Catalyst project are you seeking to embed in your school, and why?

2

What is the 'reach' you are aiming for? E.g. whole school, an entire key stage, your whole staff team?

3

What support and resources do you need to properly embed this work? What case do you need to make to get them?

4

What are some of the possible barriers you might face? How might you address them?

5

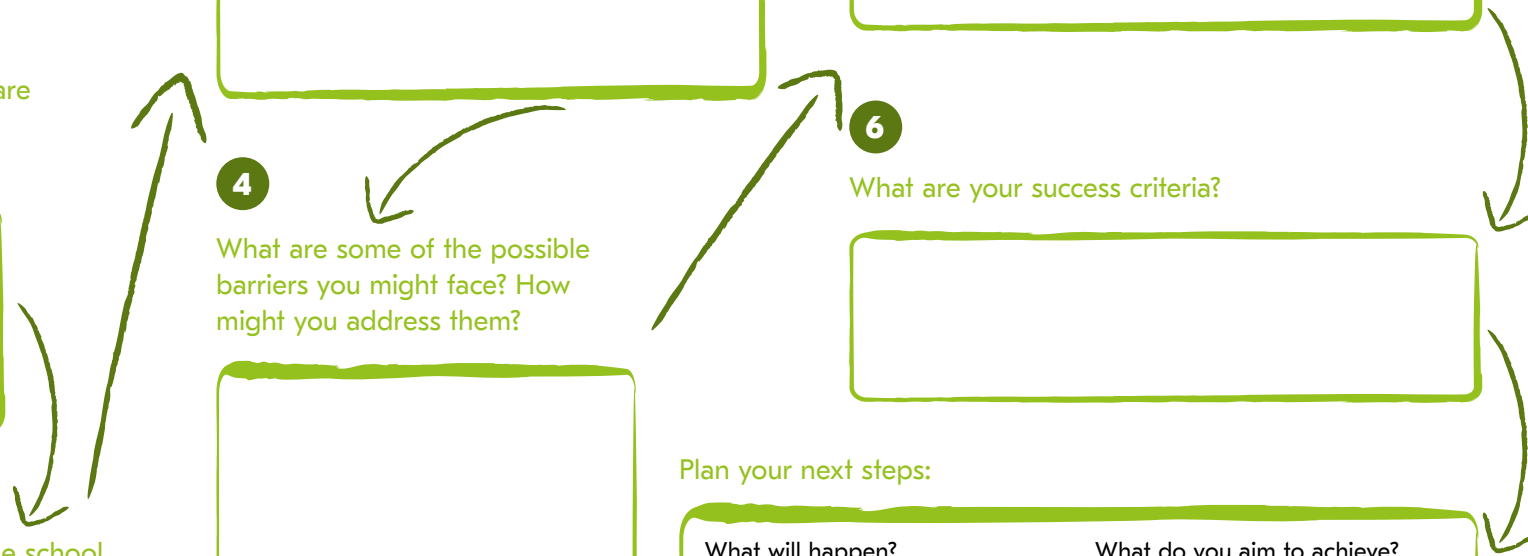
What will change if you are successful with embedding the learning / new insights generated from your Creative Catalyst project?

6

What are your success criteria?

Plan your next steps:

What will happen?	What do you aim to achieve?
Who is responsible?	What are the conditions for making this work sustainable?
When is the timeframe?	



Glossary

Creative Catalyst project:

A focused experiment or series of activities delivered using one or more art-forms, addressing a key priority or challenge in a school's Development Plan. Each Creative Catalyst project is generated by schools and refined in collaboration with a creative practitioner.

Arts:

Drama, music, spoken word, literature, poetry, visual art (drawing, painting, sculpture), animation, film, photography, sound art.

Creativity:

Harnessing qualities such as risk taking, problem solving, originality, imagination and innovation.

Pioneer Teachers:

Projects that focused on staff/teacher development, empowering them to pioneer new ideas and practices and allowing them to acknowledge their own development and wellbeing needs.

Immersive Adventures:

Projects that focused on creating exciting, experiential learning, capturing imaginations and engaging pupils in new ways through mysteries, adventures, WOW learning moments and immersive environments.

Child Leaders:

Projects that focused on children leading their own learning, exploring the breadth of the curriculum driven by their own interests, self-motivation and self-assessment, leading to broadened understanding and greater outcomes.

Adaptive practice:

A process of reflection, adaption, translation.

Creative practitioner:

A professional artist working in any art-form with substantial experience in applying both their artistic practice and its essential qualities, for the benefit of teachers and students.

Acknowledgements

Our thanks go out to all of the schools and creative practitioners who have been part of the My Creative School programme. Your bravery and creativity knows no bounds.

Thanks, from all of us in the MCS core team and at A New Direction.

Schools

All the SLTs, teachers and school staff, pupils and parents at:

- Churchfields Primary School, Bromley
- Holy Innocents' Catholic Primary School, Bromley
- Malden Parochial Church of England School, Kingston
- Margaret Roper Catholic Primary School, Croydon
- Our Lady Immaculate Catholic Primary School, Kingston
- Priory School, Croydon
- Regina Coeli Catholic Primary School, Croydon
- St. Anthony's Roman Catholic Primary School, Bromley
- St. Benedict's Catholic Primary School, Medway
- St. Chad's Catholic Primary School, Croydon
- St. Fidelis Catholic Primary School, Medway
- St. John Fisher Catholic Primary School, Medway
- St. Joseph's Catholic Primary School, Bromley
- St. Joseph's Catholic Primary School, Kingston
- St. Mary's Catholic Primary School, Bromley
- St. Peter and St. Paul Catholic Primary Academy, Bromley
- St. William of Perth Catholic Primary School, Medway
- West Thornton Primary Academy, Croydon

Creative practitioners

- Abigail Hunt
- Alex McIntyre
- Andrea Puerta
- Arjunan Manuelpillai
- Deanna Rodger
- Elspeth Penfold
- Katharine James
- Lucy Clare Thornton
- Maria Amidu
- Natasha Cossey
- Simon Batchelor
- Tas Emiabata
- Thor McIntyre-Burnie

My Creative School core team:

- Chloe Osborne,
Creative Producer
- Greg Klerkx,
Creative Advocate
- Sarah B Davies,
Programme Researcher
and MCS Learning
Resource curator/editor
- Martin Heaney,
Programme Evaluator
- Alice Edwards, Senior
Programmes Manager
at A New Direction
- Rebecca Branch,
Programme Director
at A New Direction

Unique approaches to School Development Priorities

My Creative School is a joint initiative between A New Direction and The Education Commission, supported by the Paul Hamlyn Foundation in 2016/17 and 2017/18.

A New Direction grows the capacity of all children and young people to shape culture and be creative. We support London schools to deliver and embed high-quality arts and cultural provision across their curriculum and whole school community.