

**A NEW  
DIRECTION**

We create **opportunity**

**TRINITY**  
COLLEGE LONDON

# Arts Award Data Analysis 2020-2021



Supported using public funding by

**ARTS COUNCIL  
ENGLAND**



**A NEW  
DIRECTION**

We create **opportunity**

**April 2020 – March 2021**

Overview

**arts  
award**

---

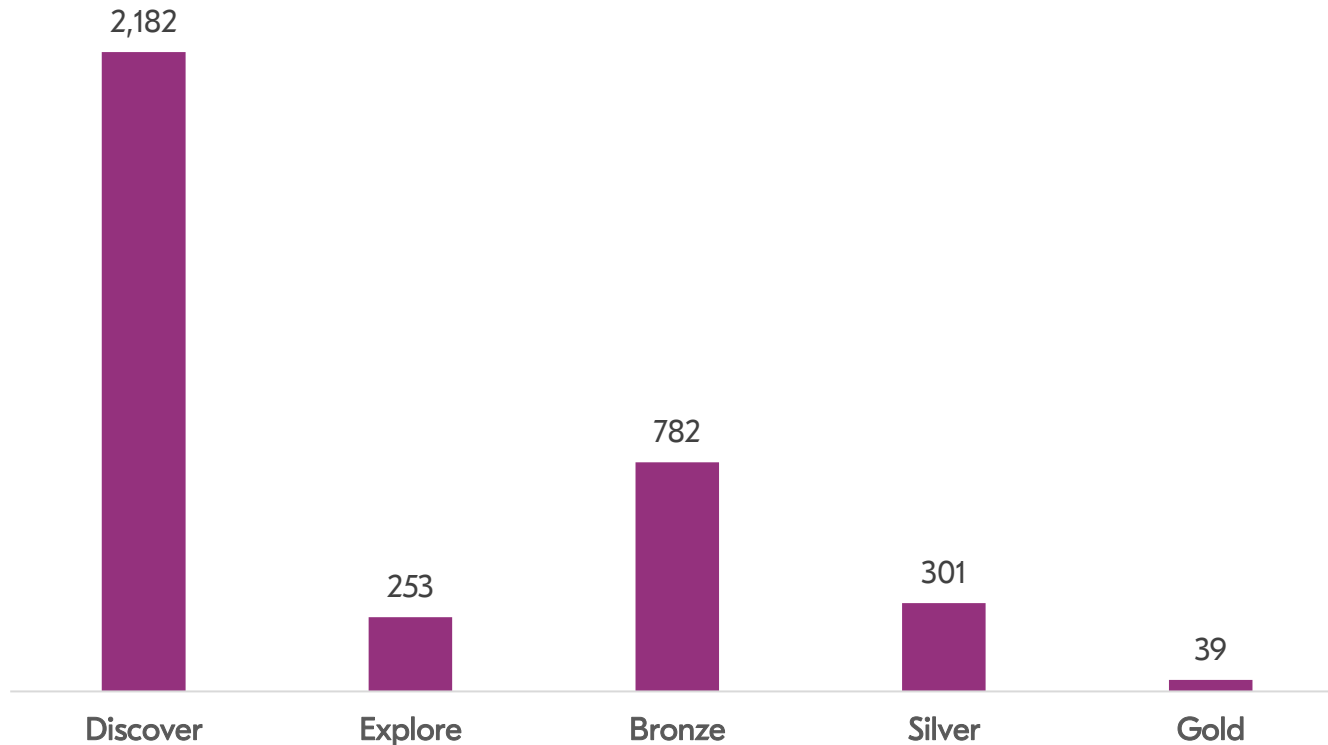
## Overview 2020-21

Data from Trinity shows a significant decrease in moderations across all levels, over the last financial year. Throughout 2020-21 a total of **3557** awards were moderated compared to **6367** in 2019-20.

The impact of the Covid-19 pandemic is evident. Schools have been juggling enforced closures amongst other pressures, whilst the cultural sector learning teams have been mostly furloughed over the last year.

Discover continues to be the most moderated level and Gold continues to have the lowest number of moderations.

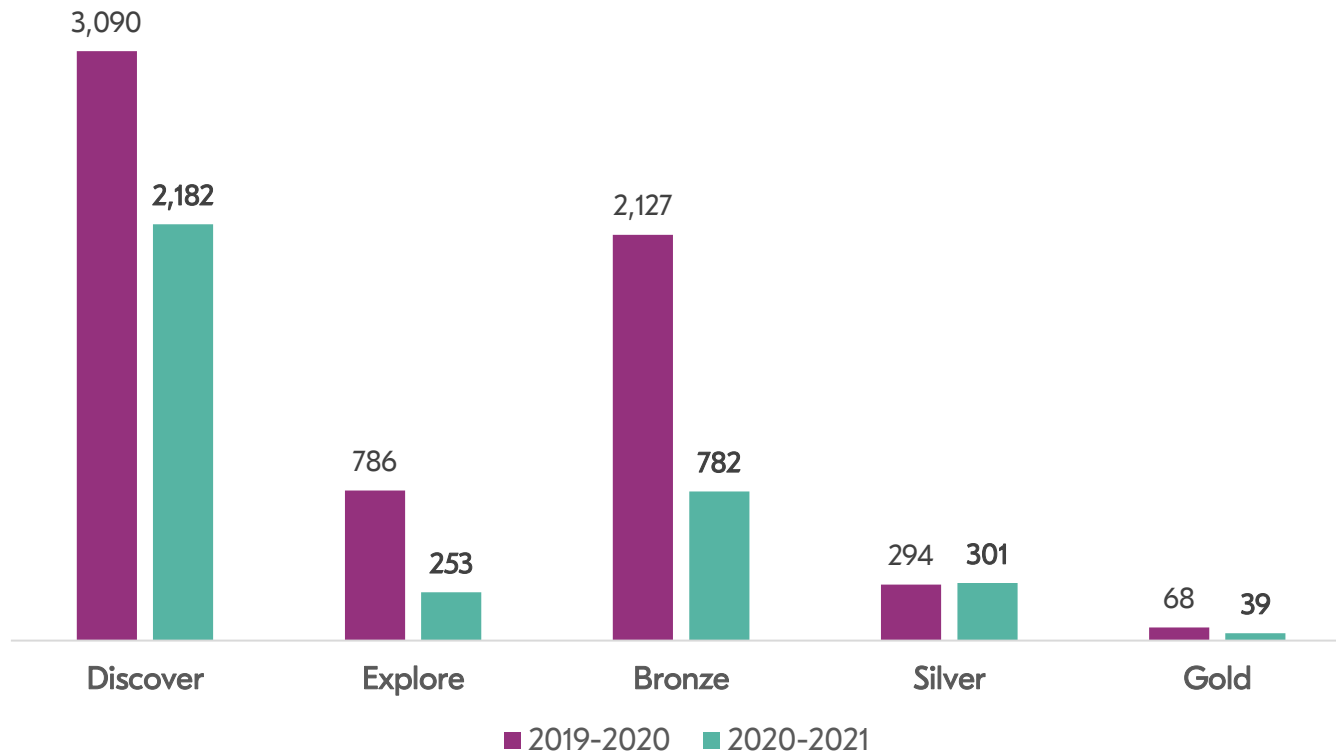
# All Moderations by Level April 20 - March 21



All moderations pass, below pass.

Source: Trinity

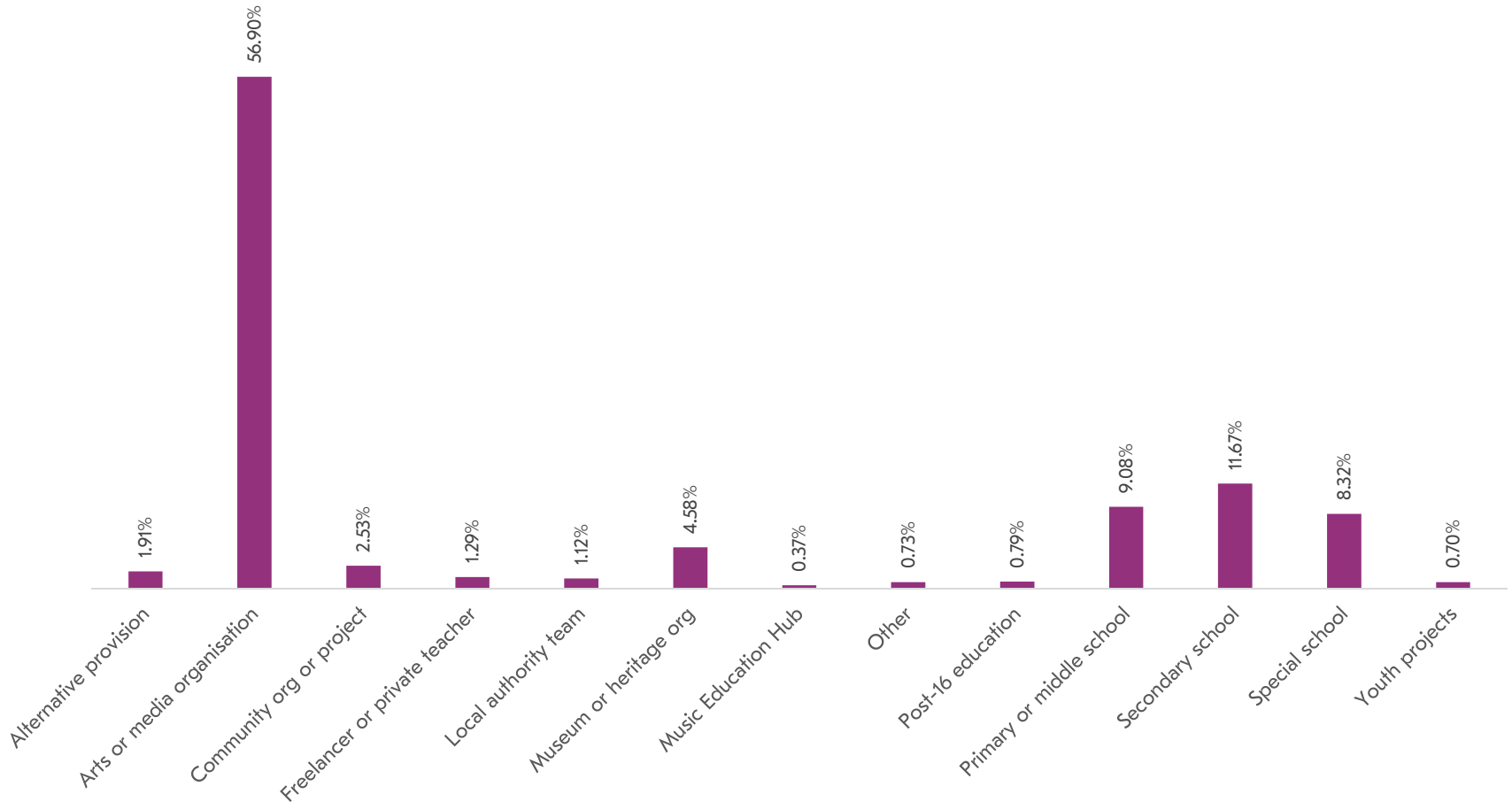
# Total Moderations & Award Levels between 2019-20 & 2020-21



All moderations pass, below pass.  
Source: Trinity

# Sectors

# Total Moderations by sector 2020- 21



All moderations pass, below pass. Source: Trinity

## **Total Moderations by sector 2020-21**

The Youth projects, Music Hubs, Libraries and Musuem and Heritage sectors continue to be a priority focus. All have historically had low levels of moderations, which have been impacted further by Covid 19.

Arts or media organisations continue to have some of the highest moderation levels. Many Music Hubs, Secondary Schools and Libraries moderate their Arts Awards via arts organisations which contributes to high moderation numbers across the arts and media sector.



**A NEW  
DIRECTION**

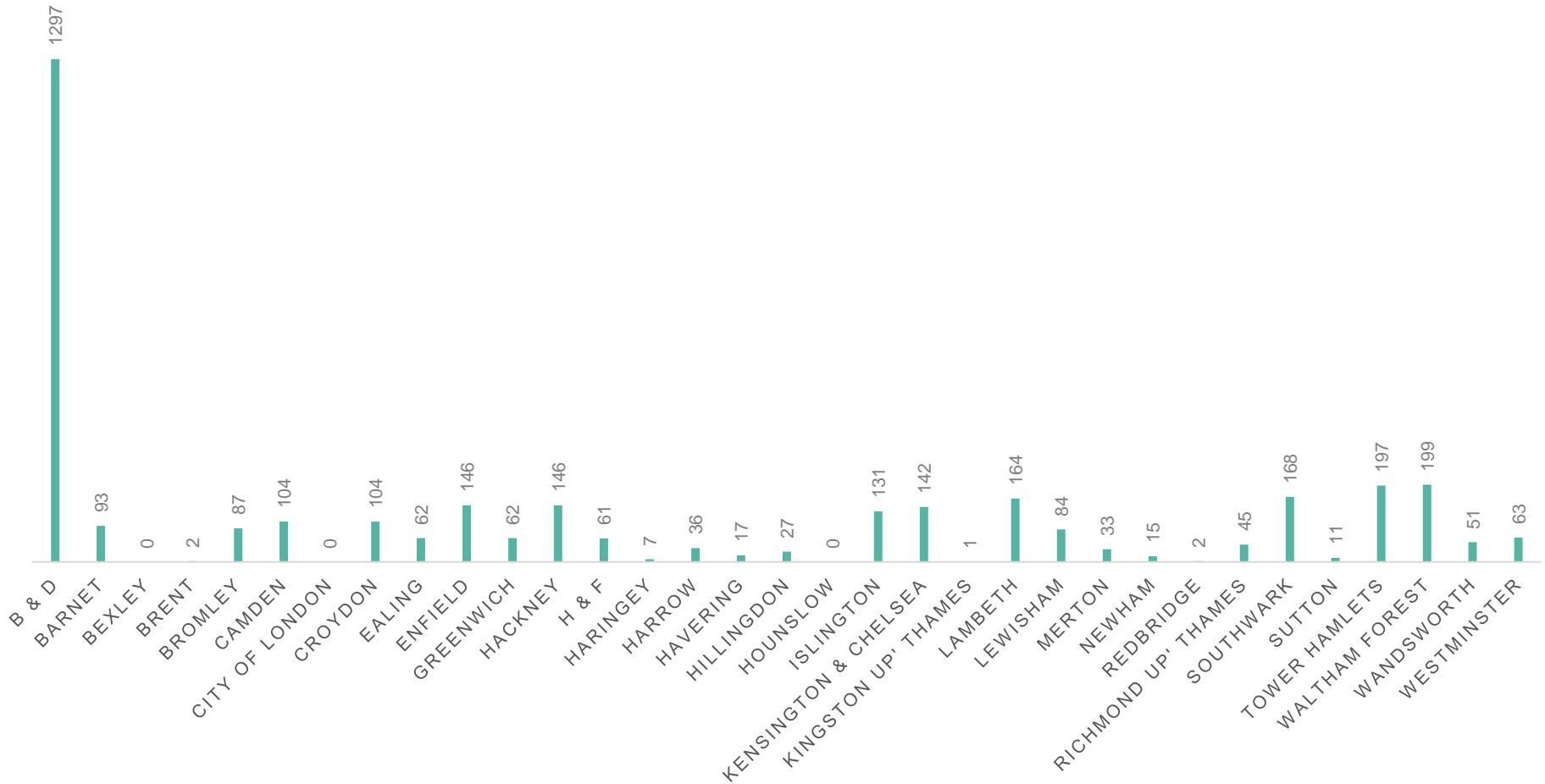
We create **opportunity**

# London Boroughs

**arts  
award**

---

# Moderations by borough



All moderations (pass, below pass, other) between Apr 20-Mar 21 , by level  
Source: Trinity

# Moderations by borough

**Boroughs with significant growth in 2019/20 were identified as:**

Camden; Harrow; Lewisham; Newham; Sutton

This progress has been impacted in all 5 boroughs during 20-21

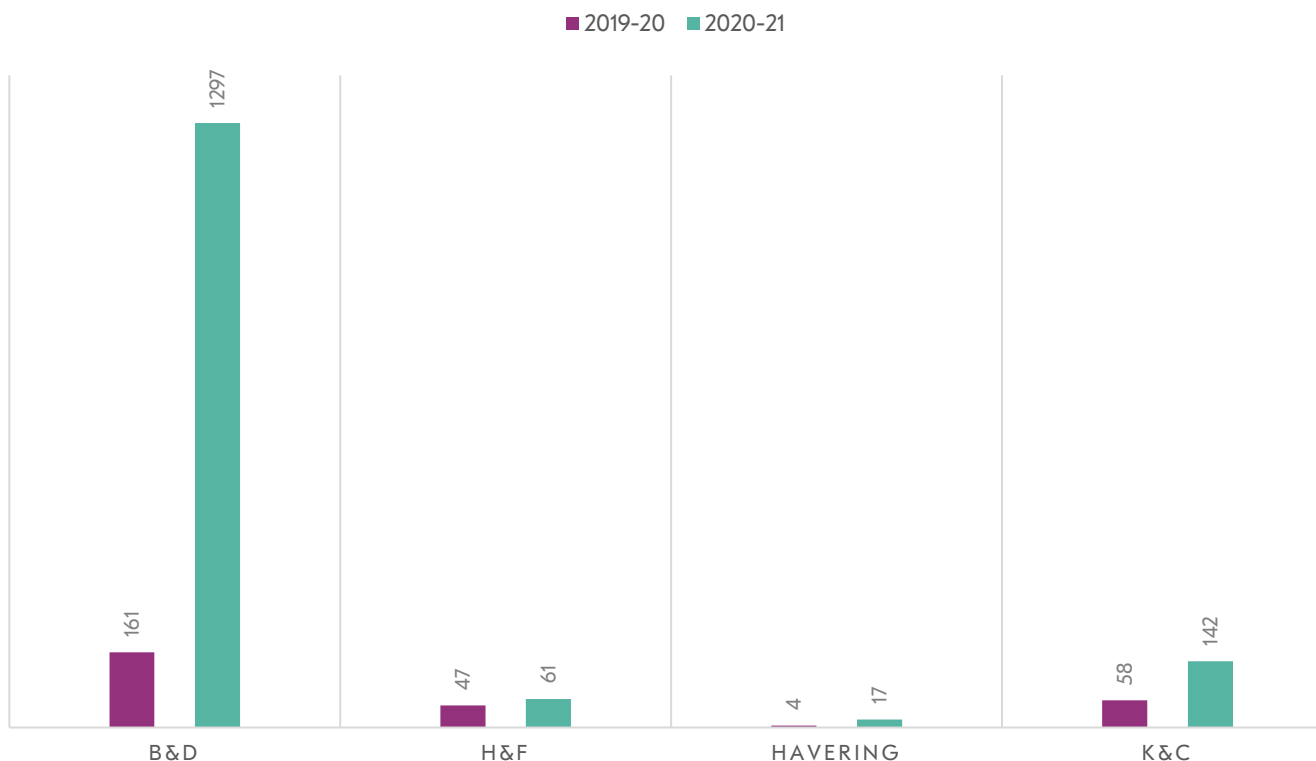


# Moderations by borough

**Boroughs with growth in 2020/21 were identified as:**

Barking & Dagenham, Hammersmith & Fulham, Havering and Kensington & Chelsea

(Please note: Barking & Dagenham LCEP received funding to deliver Arts Award Discover online)



## Moderations by borough

### **6 Highest performing boroughs 2019-20**

#### **( Highest first)**

- Camden
- Hackney
- Lambeth
- Wandsworth
- Sutton
- Lewisham

Only Lambeth remained in the highest performing boroughs for a second year.

All moderations (pass, below pass, other)  
Source: Trinity

### **6 Highest performing boroughs 2020-21**

#### **( Highest first)**

- Barking & Dagenham
- Waltham Forest
- Tower Hamlets
- Southwark
- Lambeth
- Enfield/Hackney (same # moderations)

## Moderations by borough

### **6 lowest performing boroughs 2019-20 ( lowest first)**

- Havering
- Haringey
- Hounslow
- City of London
- Hammersmith & Fulham
- Redbridge

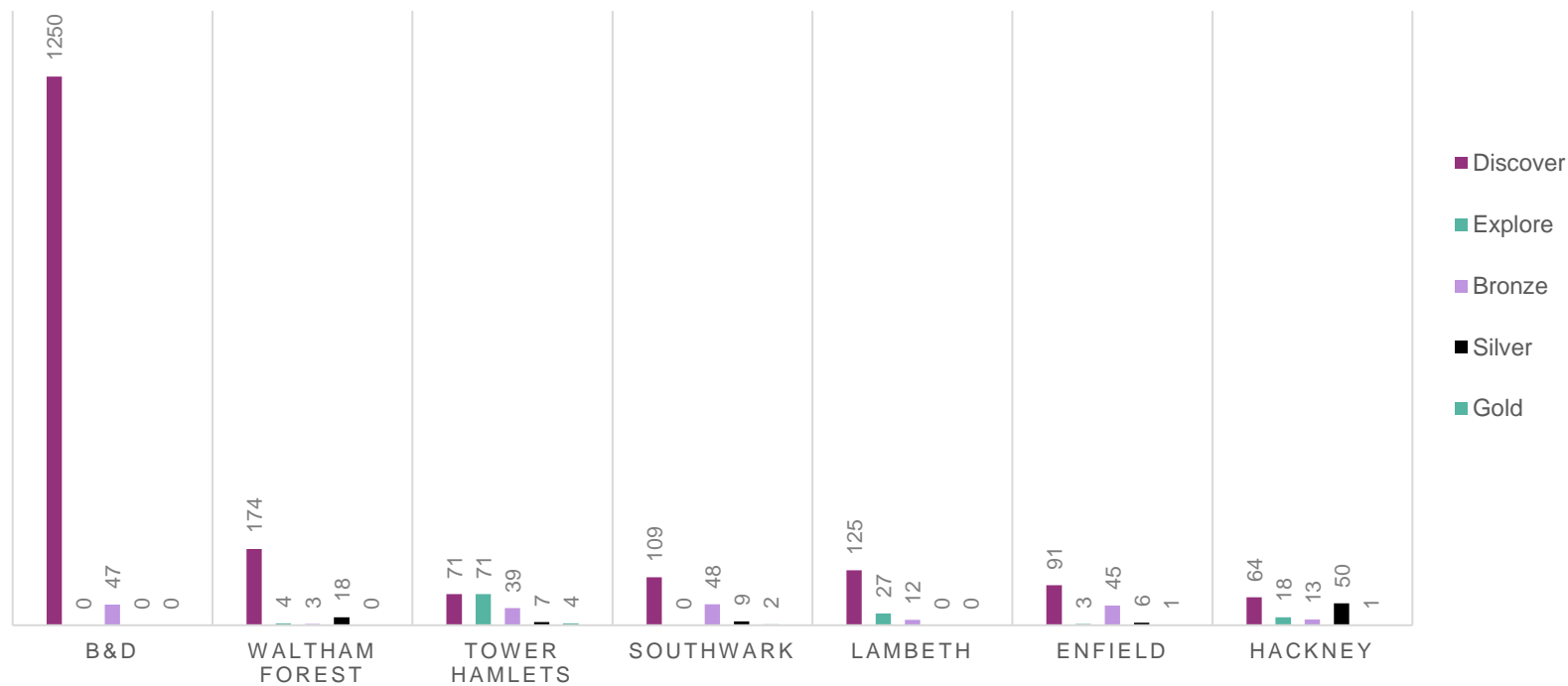
### **6 lowest performing boroughs 2020-21 ( lowest first)**

- Bexley
- City of London
- Kingston upon Thames
- Brent
- Redbridge
- Haringey

All moderations (pass, below pass, other) between Apr 20-Mar 21 ,  
Source: Trinity

# Moderations by borough

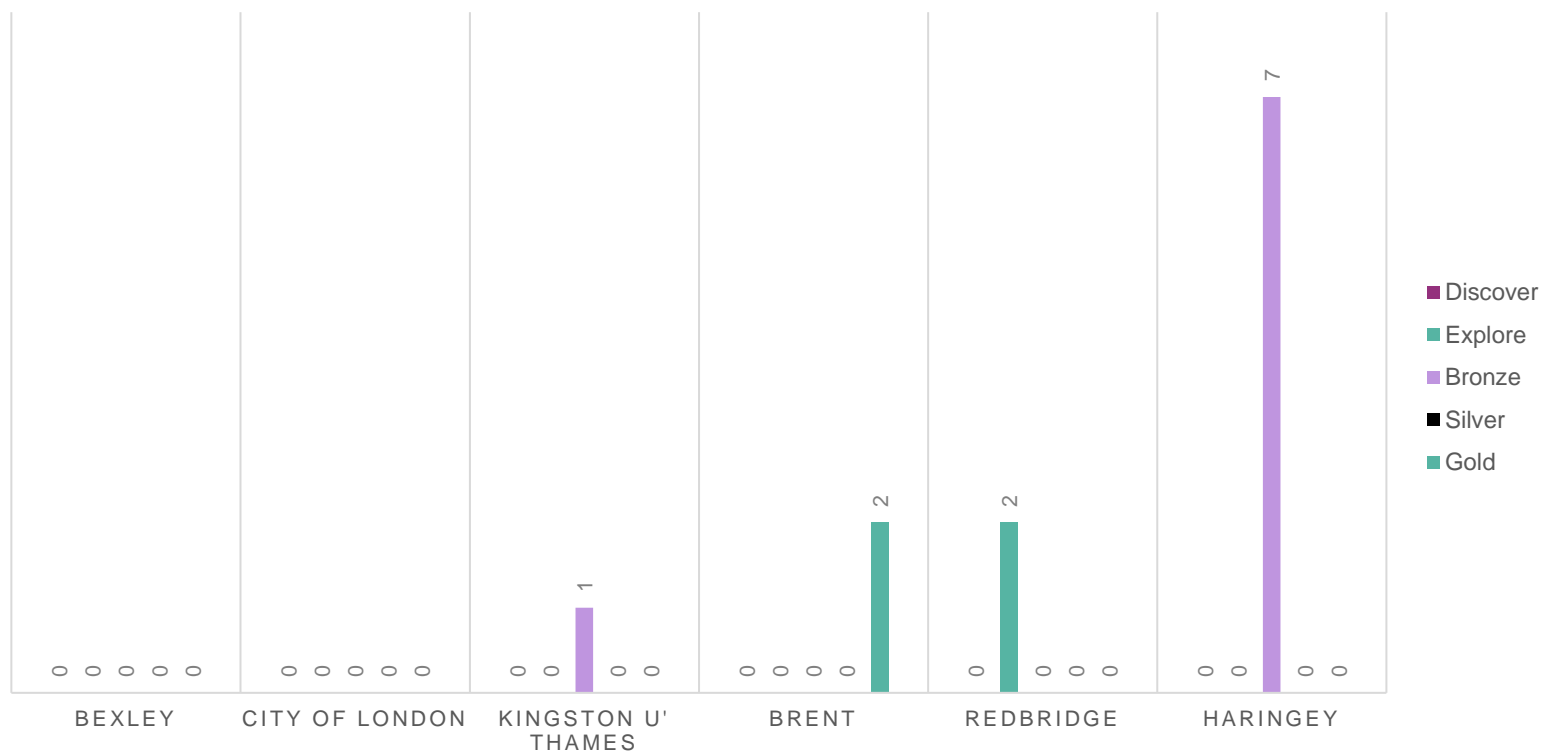
## Moderations by Award Levels across the 6 boroughs with highest moderation rates



All moderations (pass, below pass, other) between Apr 20-Mar 21 ,  
Source: Trinity

# Moderations by borough

## Moderations by Award Levels across the 6 boroughs with lowest moderation rates



All moderations (pass, below pass, other) between Apr 20-Mar 21 ,  
Source: Trinity