

**A.N.D**

A new direction for arts,  
culture and young london

# **Distribution of Cultural Organisations, Audiences and Artsmark**

# A.N.D

## DISTRIBUTION OF CULTURAL ORGANISATIONS, AUDIENCES AND ARTSMARK

What's going on where, who's taking-part in the arts and density of schools engaged in Artsmark

### KENSINGTON & CHELSEA, RICHMOND, CITY OF LONDON, CAMDEN & WANDSWORTH

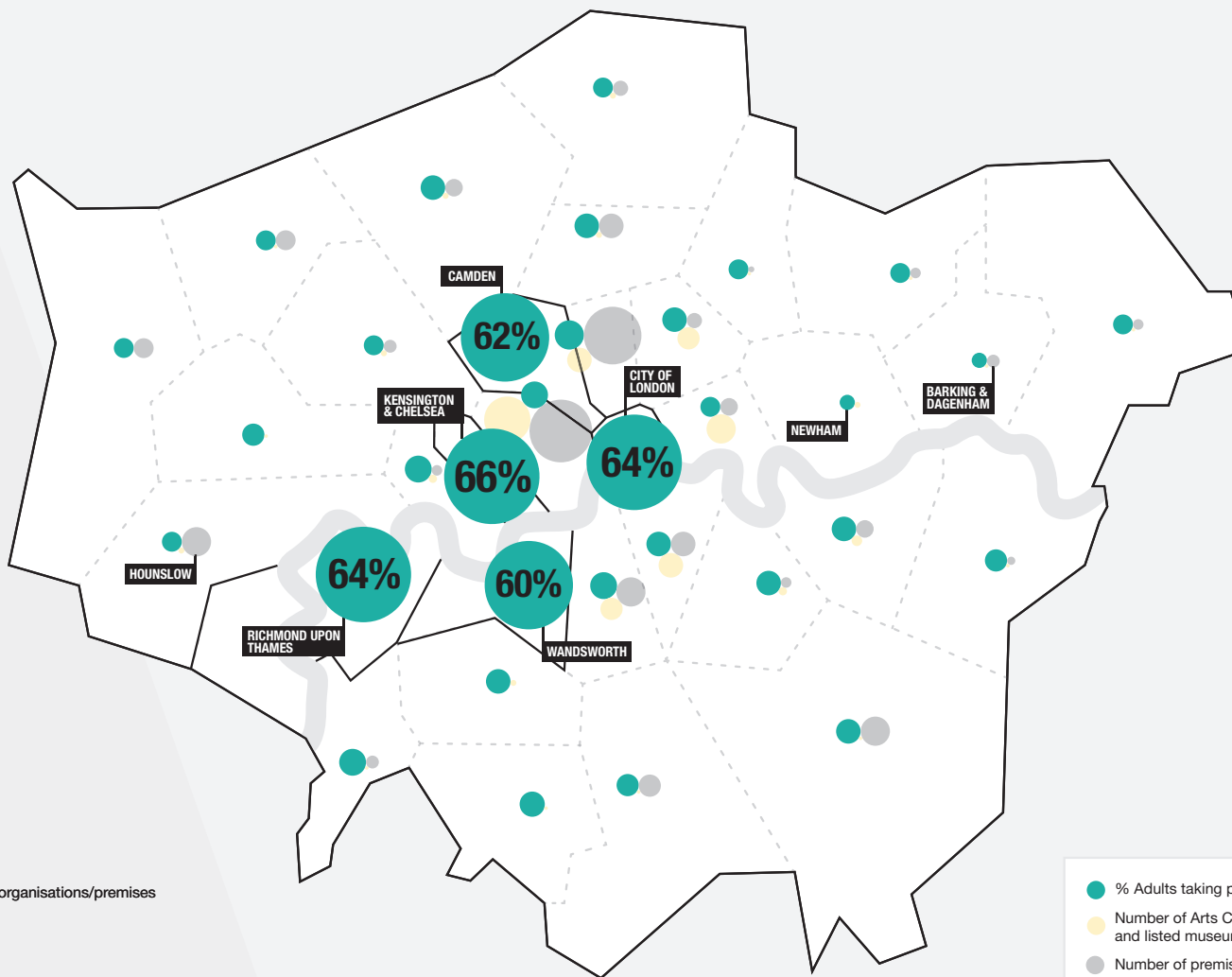
are the top five local authorities in England for adult engagement in the arts.

### NEWHAM, BARKING & DAGENHAM & HOUNSLOW

are the lowest three boroughs for adult engagement in the arts.

### THE TOP BOROUGHES FOR NO OF ACE / MUSEUMS

are Westminster, Camden, Tower Hamlets, Islington and Southwark.



### SCALE KEY:

- = 32%    ● = 66%
- = 2    ● = 118 number of organisations/premises

- % Adults taking part in the arts
- Number of Arts Council funded organisations and listed museums
- Number of premises licensed for entertainment

# A.N.D

## DISTRIBUTION OF CULTURAL ORGANISATIONS, AUDIENCES AND ARTSMARK

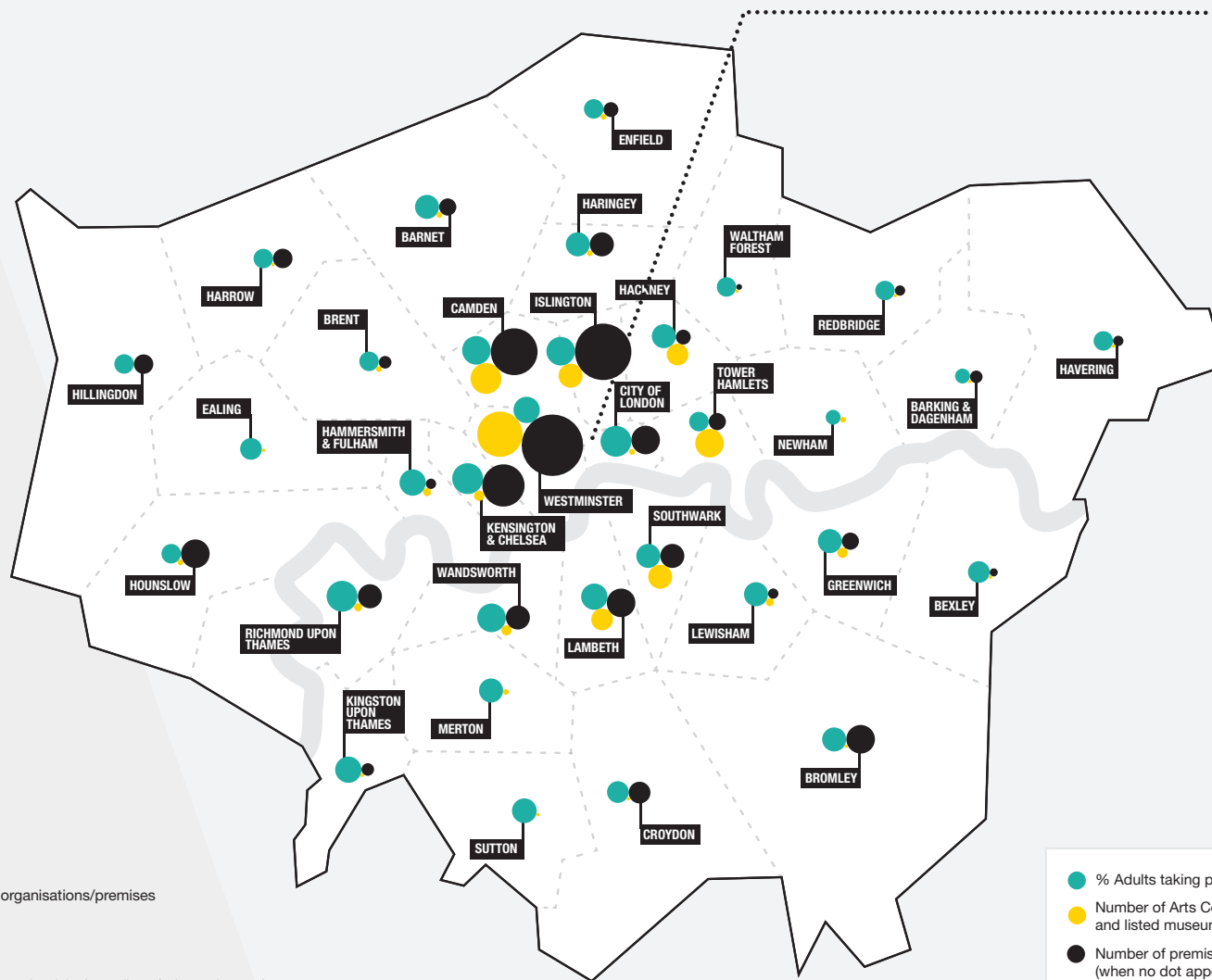
What's going on where, who's taking-part in the arts and density of schools engaged in Artsmark

### LONDON

London has the largest cultural and creative sector in England probably in Europe. There are around 400 museums in London and 300 libraries. London is a 'super cluster' in terms of employment in the cultural creative sectors meaning it has some of the highest density of employment in this area in the world.

### CENTRAL LONDON

The creative and cultural sectors tend to be localised and particularly dense within central London. Cultural provision in Outer London can be as low as in other areas of the country.



### SCALE KEY:

- = 32%    ● = 66%
- = 2    ● = 118 number of organisations/premises

- % Adults taking part in the arts
- Number of Arts Council funded organisations and listed museums
- Number of premises licensed for entertainment (when no dot appears, no data is available)

REFERENCES:  
 1. <http://www.artscouncil.org.uk/what-we-do/research-and-data/arts-audiences/active-people-survey/>  
 2. <http://www.artsaward.org.uk/site/?id=2251>  
 3. <http://www.artscouncil.org.uk/funding/apply-for-funding/national-portfolio-organisations-map/>, <http://www.artscouncil.org.uk/what-we-do/our-priorities-2011-15/children-and-young-people/>  
 4. <http://www.culture.gov.uk/publications/7456.aspx>

# A.N.D

## DISTRIBUTION OF CULTURAL ORGANISATIONS, AUDIENCES AND ARTSMARK

What's going on where, who's taking-part in the arts and density of schools engaged in Artsmark

### YOUTH ENGAGEMENT

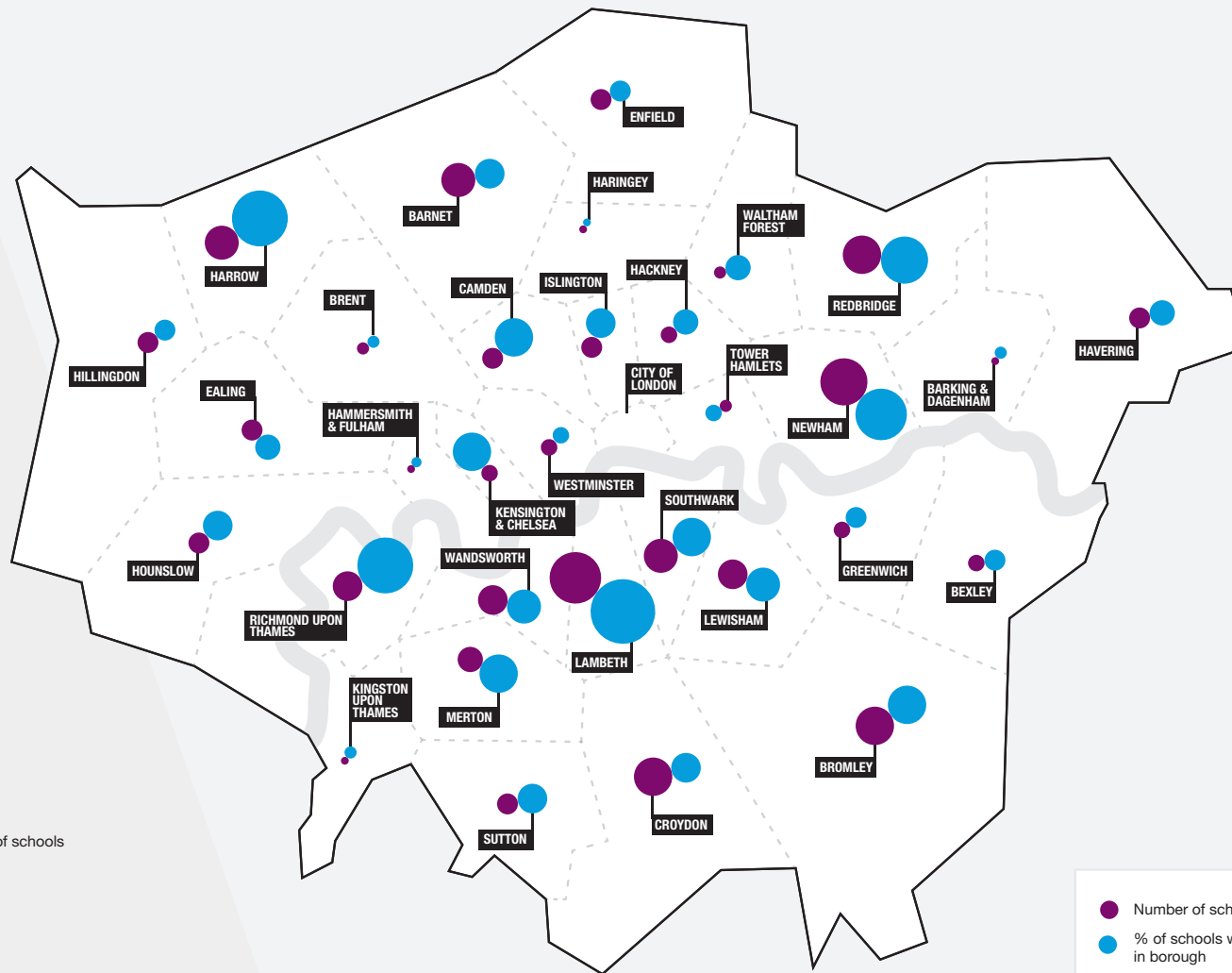
An Arts council Wales study of young people engagement in the arts suggested that those in wealthy areas sited 'parents time' as the most pressing barrier to engagement and in the poorest area it was affordability.<sup>xi</sup>

### MUSIC QUALIFICATIONS

64,000 pupils are taking music qualifications in state secondary schools in 2011-2012 but nearly 40% of those students come from just 10% of London's schools. 200,000 London children are learning musical instruments.<sup>xii</sup>

### ENGLAND

has 14% of schools with Artsmark.



### SCALE KEY:

- = 2
- = 29
- = 2%
- = 29%

- Number of schools with Artsmark
- % of schools with Artsmark from total schools in borough



LOTTERY FUNDED



Supported using public funding by

**ARTS COUNCIL  
ENGLAND**

