

**A.N.D**

A new direction for arts,  
culture and young london

# Economic and Cultural Diversity in London

# A.N.D

## ECONOMIC AND CULTURAL DIVERSITY IN LONDON

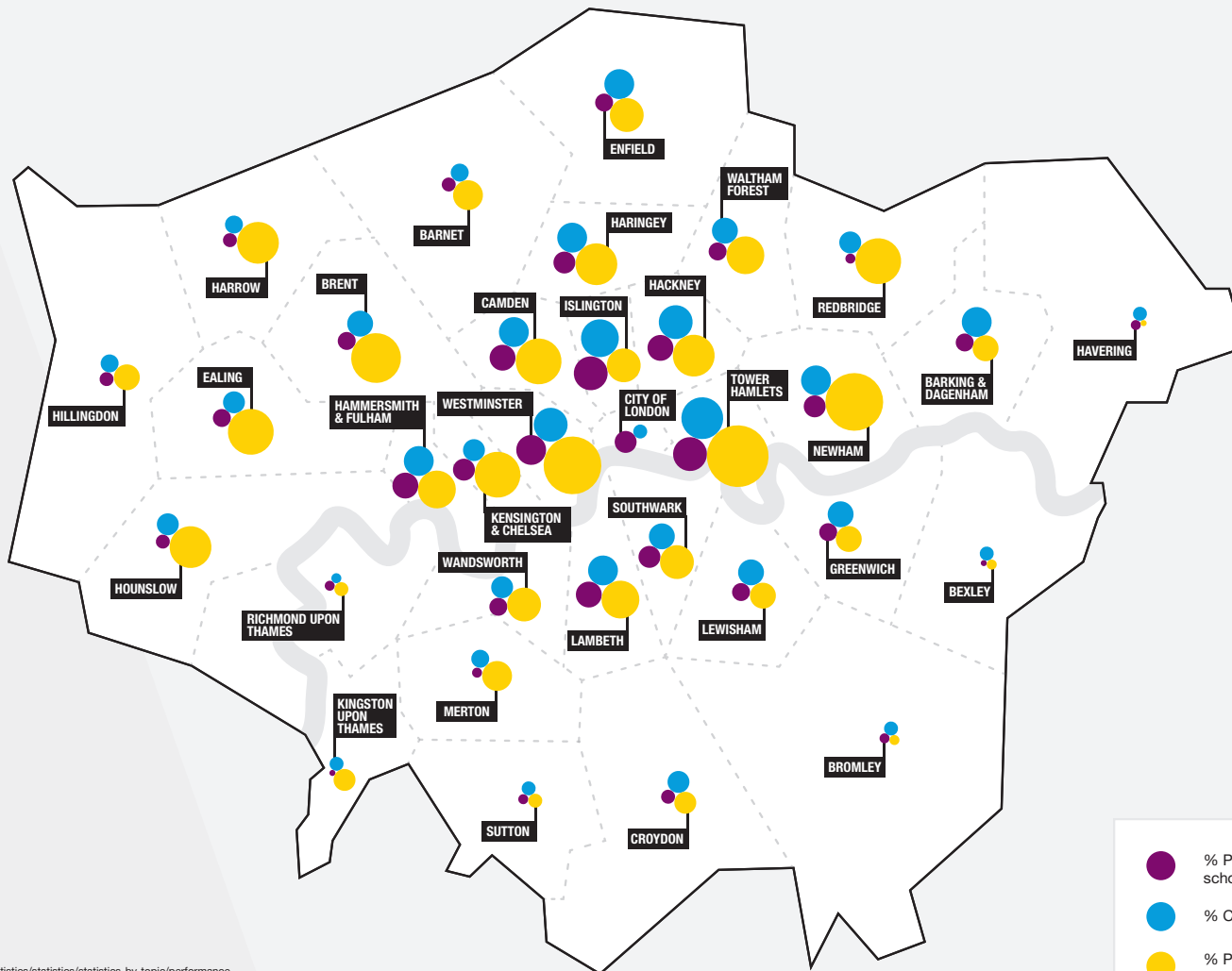
Where different communities are concentrated across London

### SOCIAL FACTORS AND ATTAINMENT

Some groups of pupils are doing less well than others – for example pupils eligible for free school meals are almost twice as likely to be permanently excluded than the norm – white pupils, FSM pupils and SEN pupils are more likely to be absent from school regularly.<sup>xii</sup>

### ETHNICITY AND ATTAINMENT

More Chinese pupils in London achieve the national benchmark of 5 GCSE grade A – C including English and Maths than any other ethnic group in England.<sup>xiii</sup>



### SCALE KEY:



- % Pupils registered for free school meals
- % Children living in poverty
- % Pupils speaking a language other than English at home

REFERENCES:  
 1. <http://www.education.gov.uk/researchandstatistics/statistics/statistics-by-topic/performance>  
 2. [www.cpag.org.uk](http://www.cpag.org.uk)  
 3. <http://data.london.gov.uk/datastore/package/languages-spoken-pupils-borough-msoa>

# A.N.D

## ECONOMIC AND CULTURAL DIVERSITY IN LONDON

Where different communities are concentrated across London

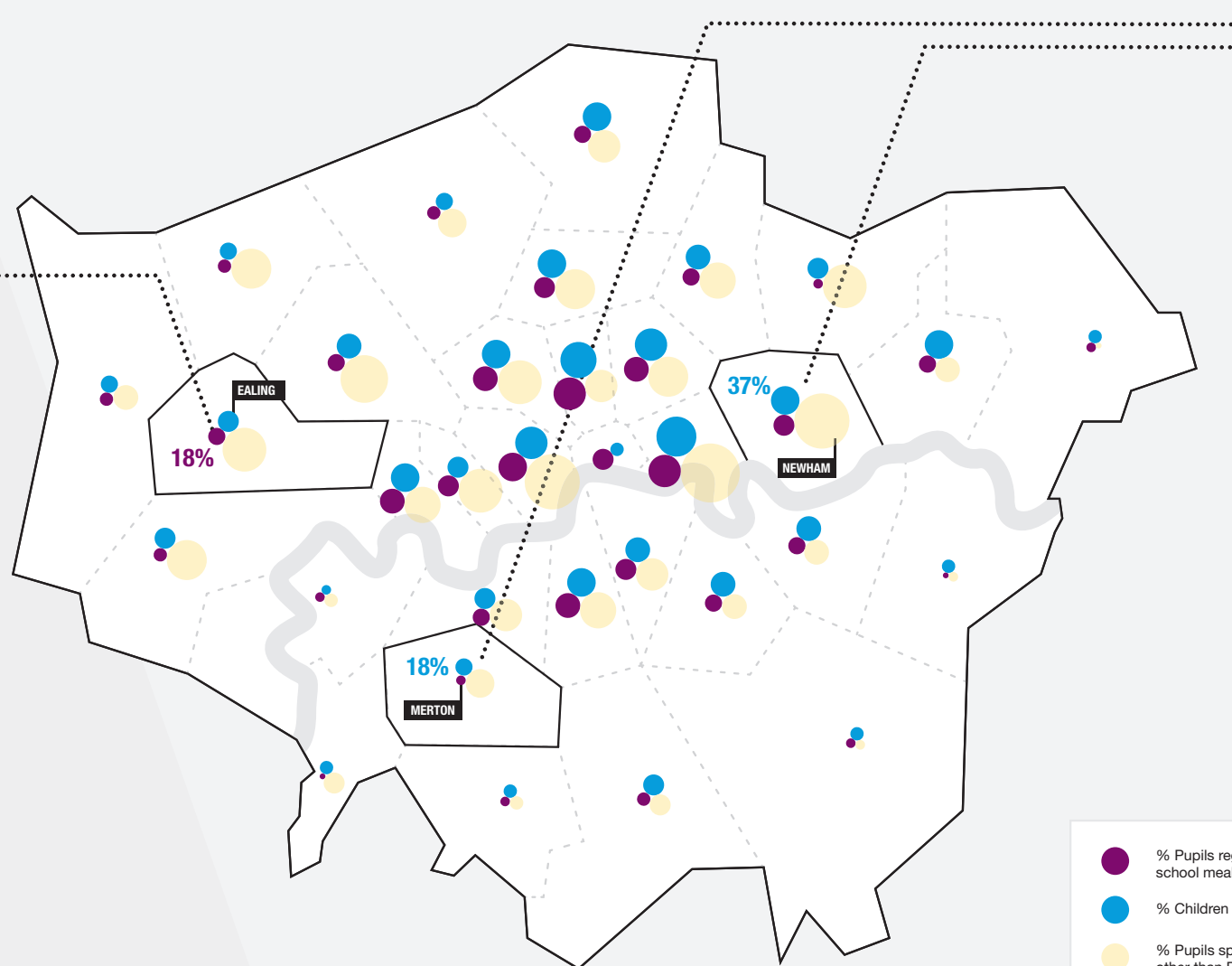
### POVERTY

London has some of the highest levels of poverty in England and this is particularly the case for child poverty.

### UK AVERAGE: 18% EALING

More than half the boroughs in London have more than the England average for pupils registered for Free School Meals and some are more than double the rate of England.

### SCALE KEY:



### TEMPORARY ACCOMODATION

75% of all households living in temporary accommodation in England live in London – in Newham the number of household per 1,000 in temporary accommodation is 42 compared to 1 in Merton.<sup>20</sup>

### HOUSEHOLD INCOME AND ATTAINMENT

London schools perform well for poorer students – the attainment gap at GCSE for students on free schools meals is 19 percentage points (lower than the non-FSM average) compared to 27% in the rest of the country.<sup>21</sup>



# A.N.D

## ECONOMIC AND CULTURAL DIVERSITY IN LONDON

Where different communities are concentrated across London

### LANGUAGE

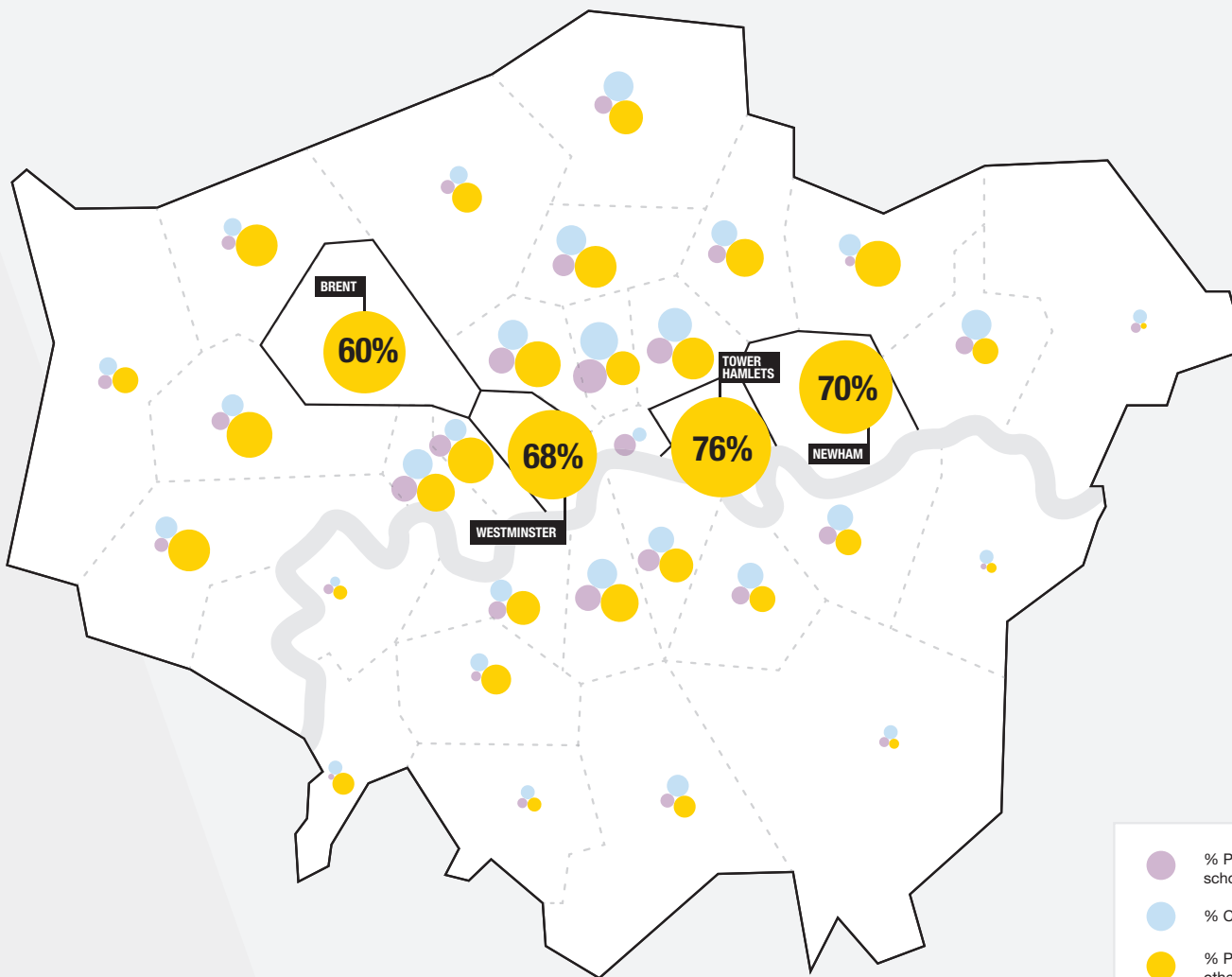
It is thought that over 300 languages are spoken in London. The GLA data on languages spoken by pupils at home looked at over 100 languages.

### THE TOP TEN LANGUAGES SPOKEN

by pupils in London (according to a 2008) survey:

- Bengali
- Urdu
- Somali
- Panjabi
- Gujarati
- Arabic
- Turkish
- Tamil
- Yoruba
- French

### SCALE KEY:



### TOWER HAMLETS, NEWHAM, WESTMINSTER & BRENT

more than 60% of pupils are speaking another language at home.





Supported using public funding by

**ARTS COUNCIL  
ENGLAND**

